ICT Schools Team
Exam Results in SIMS

Summer 2025

Presented by – Gill Kershaw

SIMS Approved Support Unit

Note to attendees

- This document is for guidance only. Please see useful links at the end of the presentation for full guidance notes on processes for Exam Results import and calculation.
- Screenshots are for example only and may not be current year.

What we will cover….

What’s New this year?

Managing Performance Measures

- Cloning from previous years
- Managing Existing Qualifications
- Importing Qualifications Data
- Managing New Qualifications

Exam Results Day Preparations

- Permissions
- Embargo
- Setting up Seasons and Performance Indicator Parameters
- Opening PI Cohorts
- Manual Single/Multiple Results Entry
- Performance Discounting
- Reporting

What’s new?

Delete Component results

- **Tools | Performance | Assessment | System Utilities | Results | Delete a selection of Exam Component Results**
- This enabled deleted of ‘unwanted’ results only
- NOTE This option is for **Exam Component Results only**. The existing routines and functionality should still be used to manage all other results.

Update to Gender labels

- Throughout the exams functionality in SIMS Exams and Exams Organiser, the term ‘Gender’ has been replaced by the term ‘Sex’.
- The **Group Filter**, which is used for Exams and elsewhere in SIMS, has also been updated to use the term ‘Sex’ for reports.

Managing Performance Measures

Cloning Performance Measures

- Performance measures **must be** cloned from 2024 into 2025 to be available for broadsheets if required.

- If you didn’t clone previous years, in 2025 you will not see any year available for cloning

- The DfE only publish QAN’s attracting Post 16 funding in their catalogue. There is the ability to manually enter other QAN’s into SIMS.

Why is this necessary?

If you do not clone then:

- **Candidate Statement of Results** will show zero points.
- **Certification Broadsheet** has a column 'Entries' - this is taken from the entry equivalence in Manage Performance Indicator. QNs with no Equivalence or ‘missing’ from the Manage Performance Indicator area will have zero equivalence and not count as an entry in this report
- When **adding Non-EDI results**, the qualification won't be recognised if not present in Manage Performance Indicator and the following fields will need to be manually selected – Subject, Level, Awarding Body.
- **Group Performance Analysis Report** will not include results for QNs not present in Manage Performance Indicator.

Cloning Performance Measure Year 2025

- Clone will only work when Summer 2025 season is in place.
- The clone will copy into 2025 any QN's that had results against them for 2024.
- This process does not delete or make unavailable any of the previous year's QNs but makes the 2025 list more manageable by assuming repetition.
- A QN that was available but not used in 2024 but is used in 2025 can individually be copied over.
- QNs used in 2024 but not in 2025, may be removed from 2025 lists.
- New QN's that have never been available for examination before can be added.

Cloning Performance Measure Year 2025

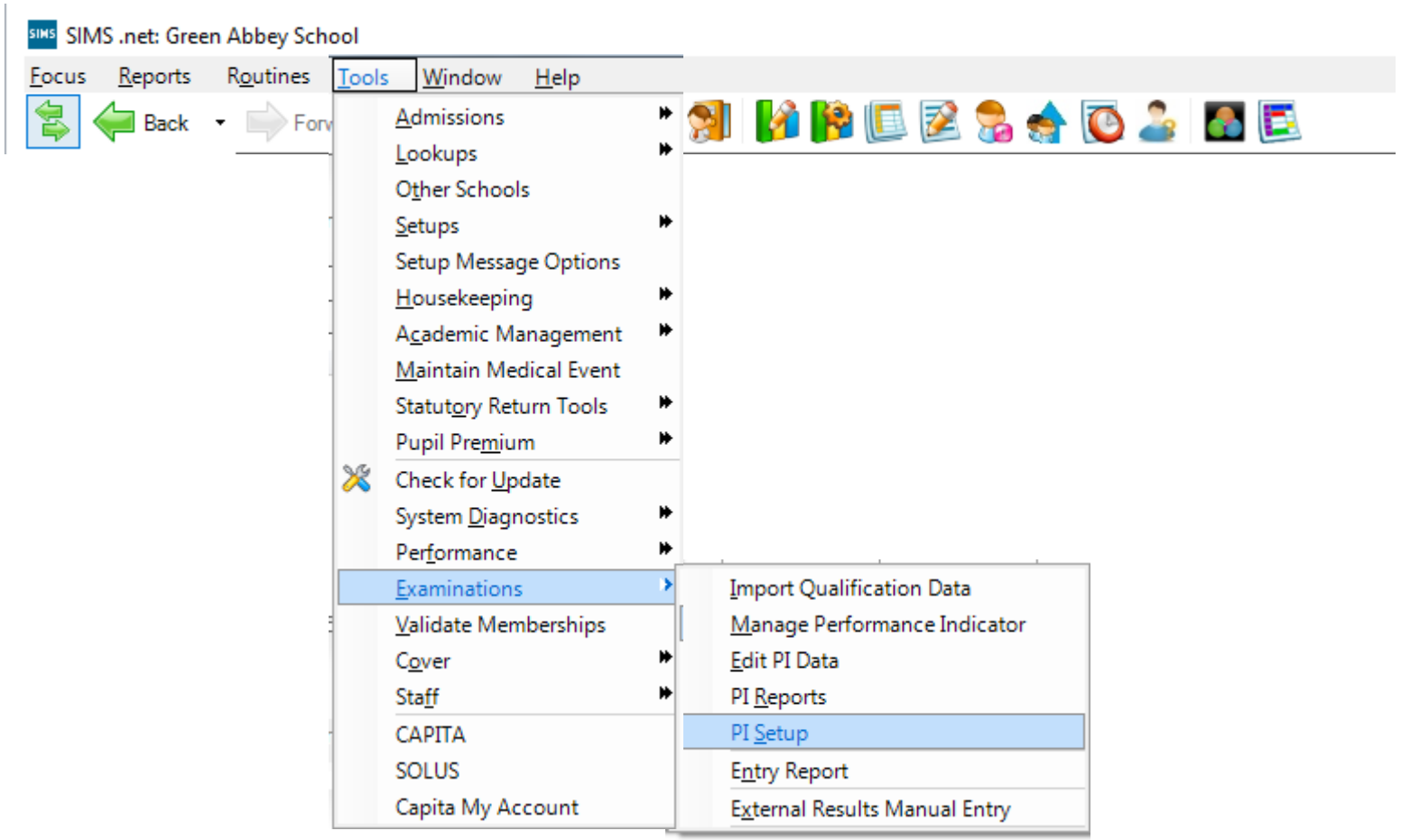

Cloning Performance Measure Year 2025

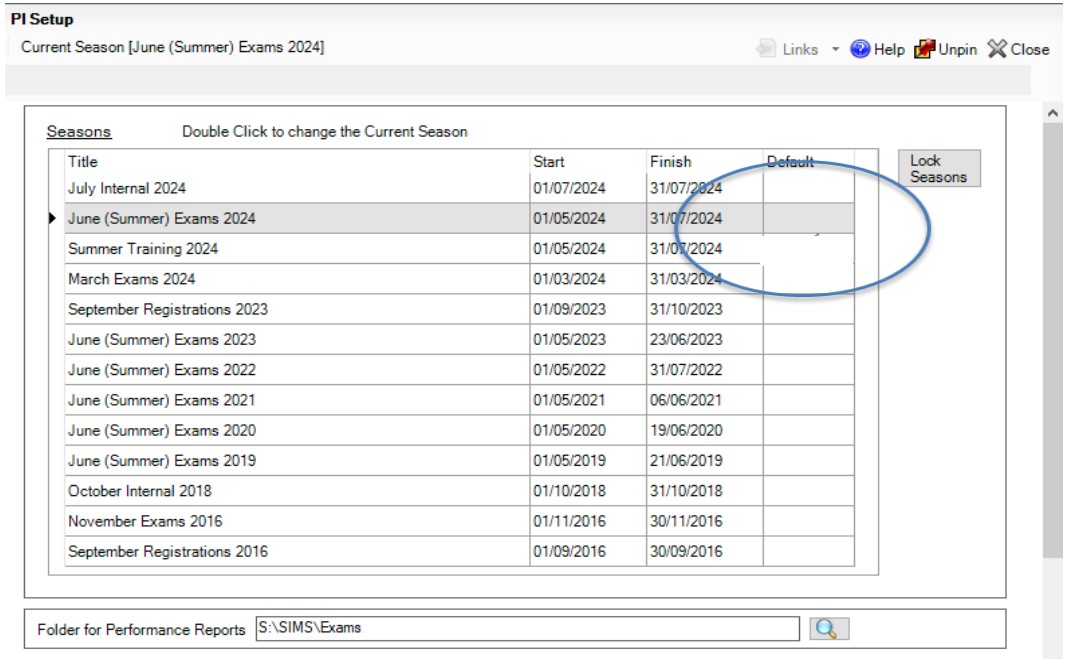

Title	Start	Finish	Default
July Internal 2024	01/07/2024	31/07/2024	
June (Summer) Exams 2024	01/05/2024	31/07/2024	
Summer Training 2024	01/05/2024	31/07/2024	
March Exams 2024	01/03/2024	31/03/2024	
September Registrations 2023	01/09/2023	31/10/2023	
June (Summer) Exams 2023	01/05/2023	23/06/2023	
June (Summer) Exams 2022	01/05/2022	31/07/2022	
June (Summer) Exams 2021	01/05/2021	06/06/2021	
June (Summer) Exams 2020	01/05/2020	19/06/2020	
June (Summer) Exams 2019	01/05/2019	21/06/2019	
October Internal 2018	01/10/2018	31/10/2018	
November Exams 2016	01/11/2016	30/11/2016	
September Registrations 2016	01/09/2016	30/09/2016	

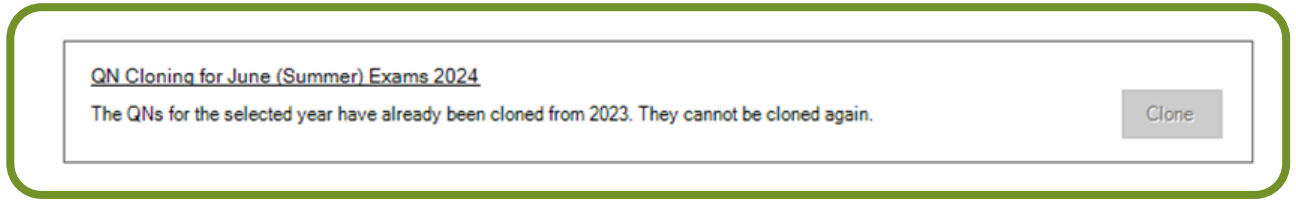

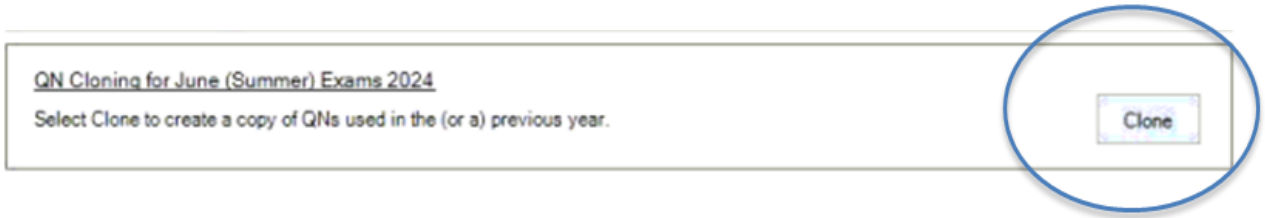

Managing Performance Indicators

Qualification Numbers (QNs) are applied to each individual exam award.

These are used to universally identify the exam board provider, the level being studied and the subject of an exam.

To ensure that the most current QNs available for each course of study are being used, you are strongly advised to download and then import the QWS catalogues provided by the DfE.

Performance points: a practical guide (publishing.service.gov.uk)

Managing Performance Indicators

QN catalogue – Tools / Examinations / Import Qualification Data)

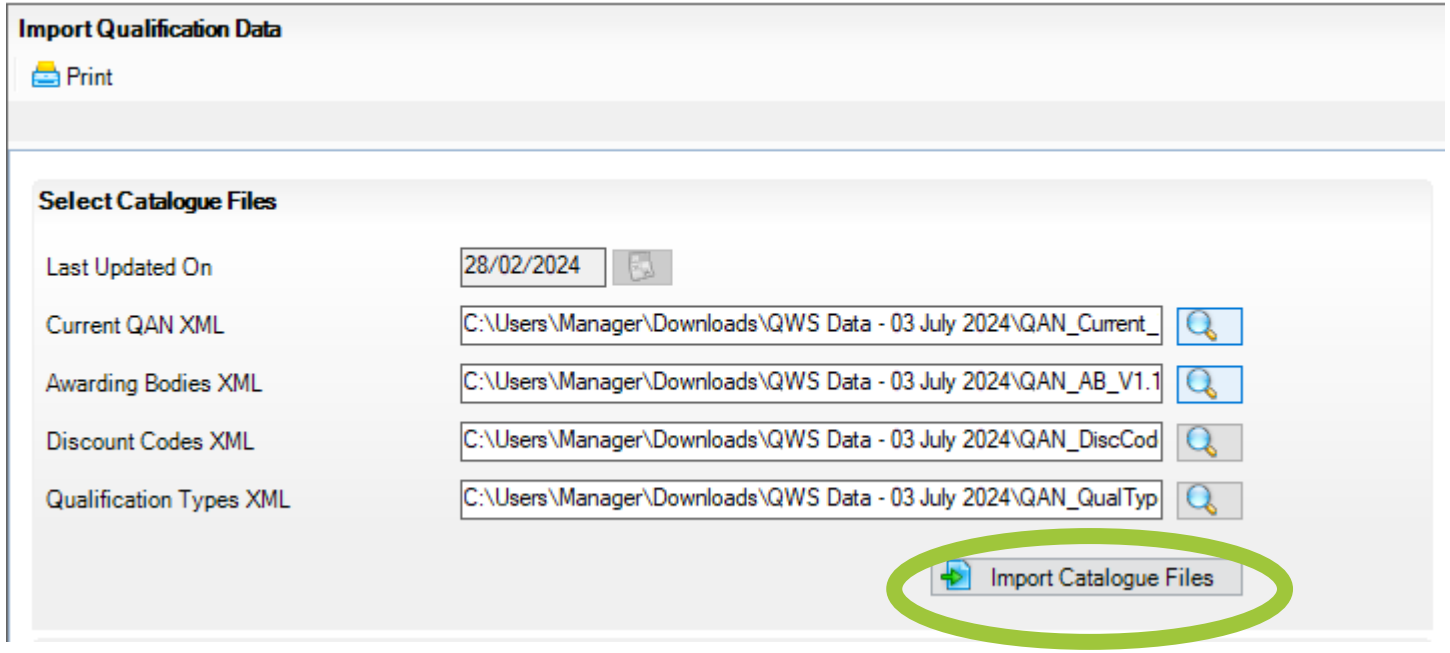

Note: There are schema files present in C:\Programfiles (x86)\SIMS\SIMS.net the version numbers should match those downloaded from the DfE or the import will error.

Managing Performance Indicators

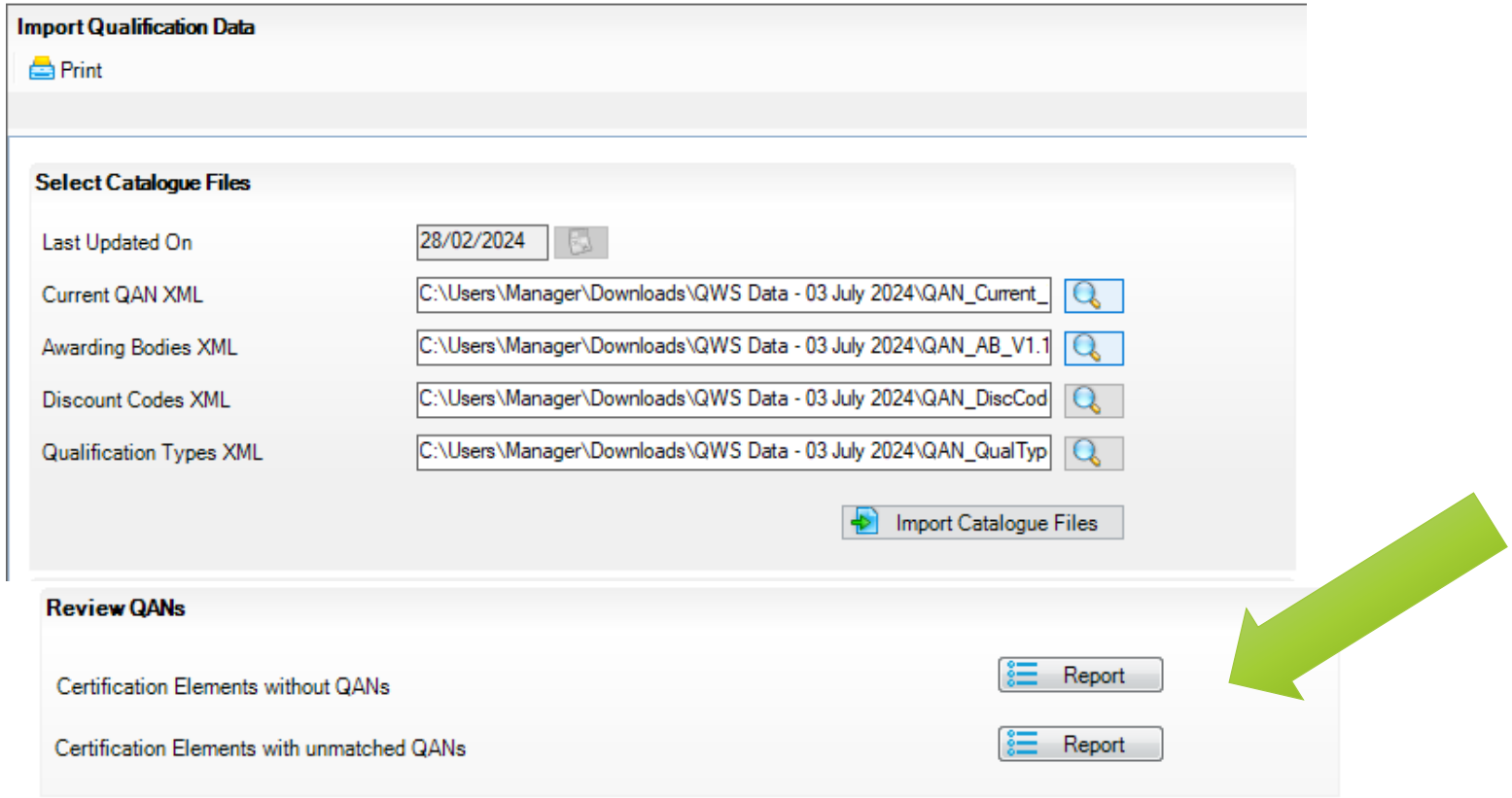

Note – These reports are very handy too!

Managing Performance Indicators

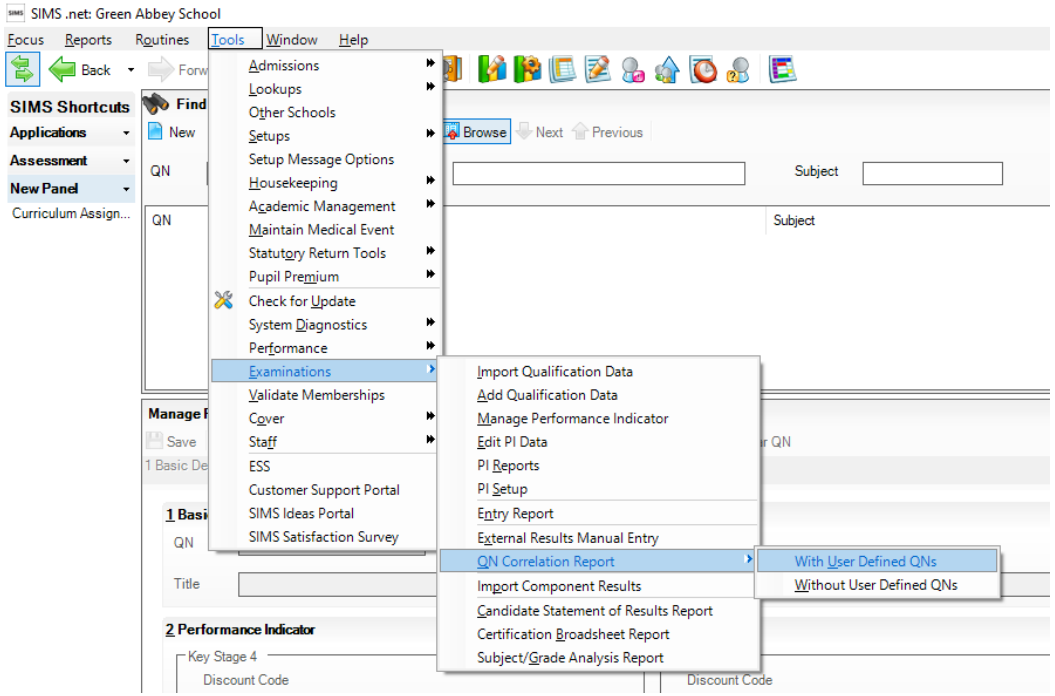

QN Correlation Report for MPI Qualifications 2024

Missing PI QNs where Exam Entries or Results exist for Students for MPI Qualifications 2024

QN	Title	Grade Set	Season
60153271	AQA Level 3 Advanced GCE in English Literature A	JC 4 Result	June (Summer) Exams 2024
60183019	AQA Level 1/Level 2 GCSE (9-1) in Computer Science	JC 40 Result	June (Summer) Exams 2022
60185752	AQA Level 1/Level 2 GCSE (9-1) in Drama	JC 40 Result	June (Summer) Exams 2024
60185752	AQA Level 1/Level 2 GCSE (9-1) in Drama	JC 40 Result	June (Summer) Exams 2022
60301004	OCR Entry Level Certificate in Physical Education	>>UNKNOWN<<	June (Summer) Exams 2024

PI QNs where no relevant Exam Entries or Results exist for Students for MPI Qualifications 2024

QN	Title
60302446	Pearson Edexcel Level 1/Level 2 GCSE (9-1) in Astronomy

Add Qualification Data

Any qualifications not awarded at your school before which are NOT funded for Post 16 learning are NO LONGER included in the DfE QN Catalogue.

Tools | Examinations | Add Qualification Data

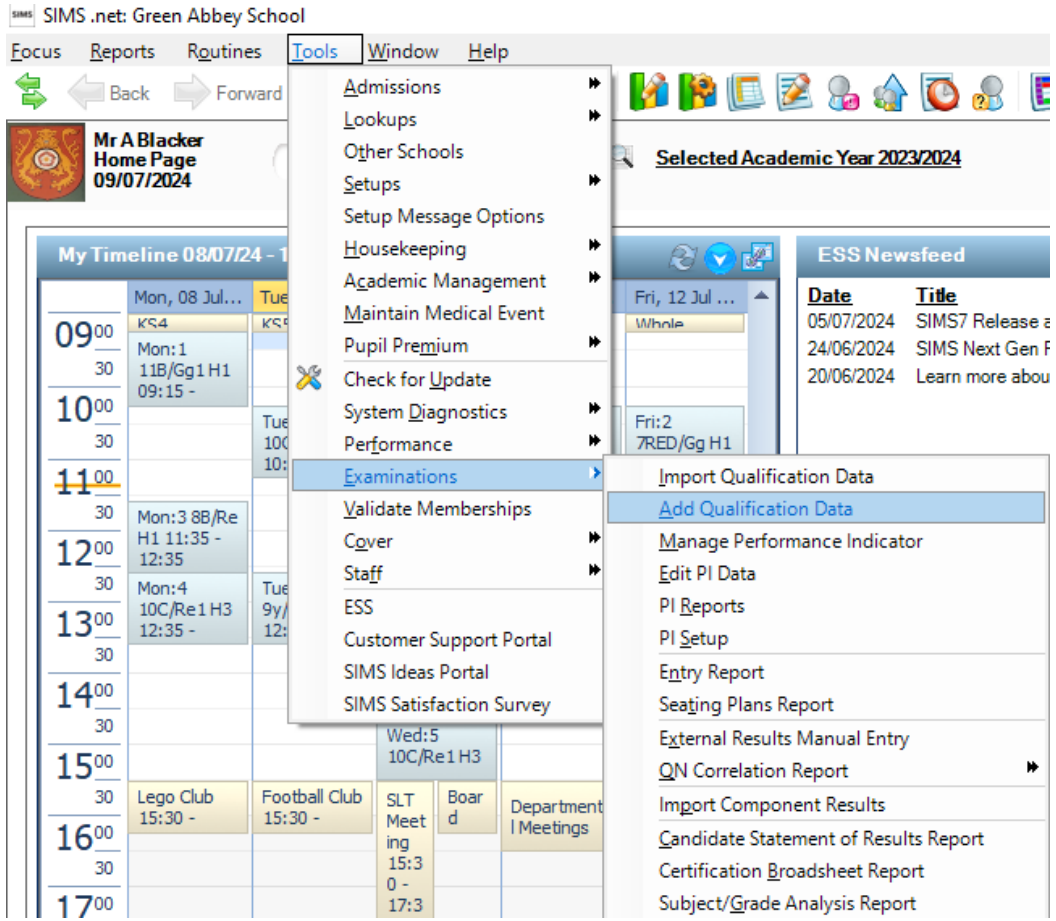

Add Qualification Data

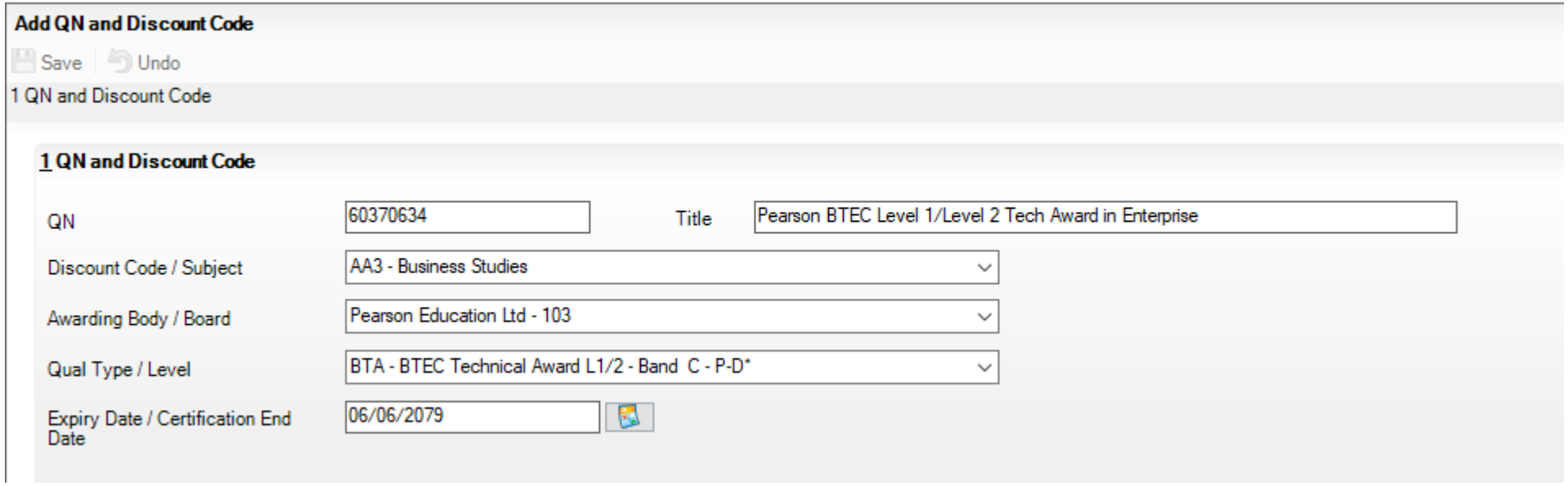

This link provides full details to enable you to complete the screen:
Key stage 4 qualifications, discount codes and point scores - GOV.UK (www.gov.uk)

Managing Performance Indicators

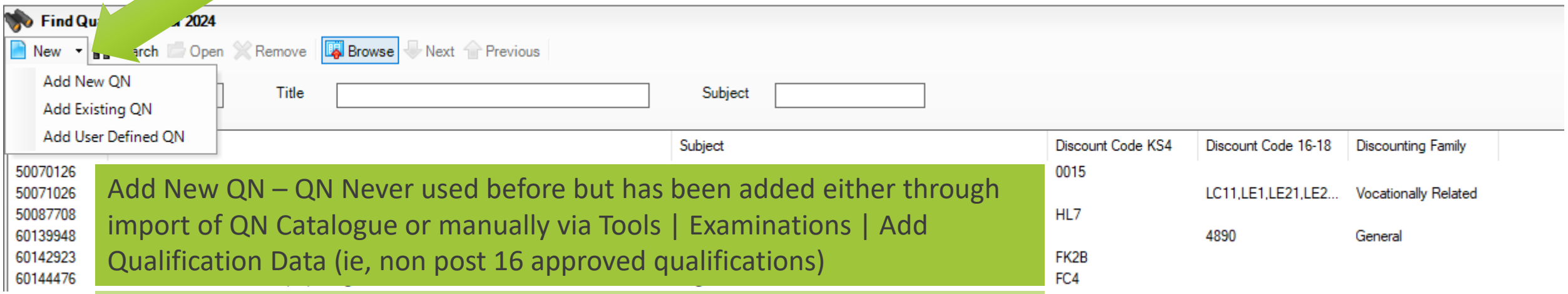

Add New QN – QN Never used before but has been added either through import of QN Catalogue or manually via Tools | Examinations | Add Qualification Data (ie, non post 16 approved qualifications)

Add Exisiting QN – QN that has previously been present in your Manage Performance Indicators but may not have been used in the previous year.

Add User Defined QN – Qualification that has no QN but you would like included in the list of qualifications students have achieved.

Managing Performance Indicators

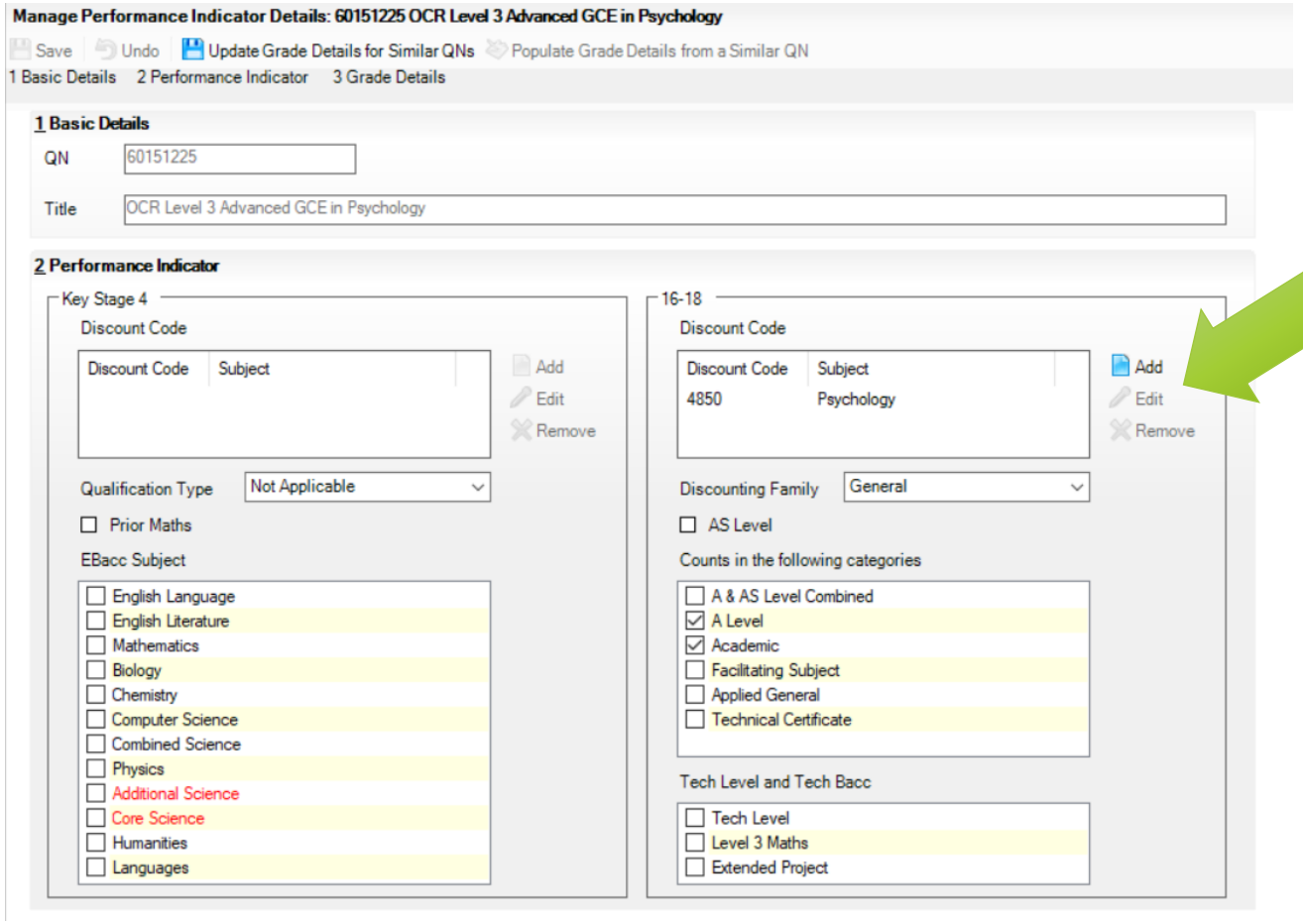

Complete for 16-18:
Discount Code, Discounting Family, whether it is an AS level and which categories (if any) it counts in

Complete for KS4:
Discount Code, Qualification Type and whether it is an Ebacc Subject

https://www.jcq.org.uk/Gradeset Formats

Managing Performance Indicators

3 Grade Details

Key Stage 4

Grade	KS4 Points	KS4 Size Equivalence	KS4 Std Pass Equivalence	KS4 Pass Equivalence
9	9.00	1.00	1.00	1.00
8	8.00	1.00	1.00	1.00
7	7.00	1.00	1.00	1.00
6	6.00	1.00	1.00	1.00
5	5.00	1.00	1.00	1.00
4	4.00	1.00	1.00	1.00
3	3.00	1.00	0.00	1.00
2	2.00	1.00	0.00	1.00
1	1.00	1.00	0.00	1.00
U	0.00	1.00	0.00	0.00

16-18

Grade	16-18 Points	16-18 Size Equivalence	16-18 A*-E Equivalence
9	0.00	0.00	0.00
8	0.00	0.00	0.00
7	0.00	0.00	0.00
6	0.00	0.00	0.00
5	0.00	0.00	0.00
4	0.00	0.00	0.00
3	0.00	0.00	0.00
2	0.00	0.00	0.00
1	0.00	0.00	0.00
U	0.00	0.00	0.00

Complete the Grade details or, update from exising qualifications.

https://KS4_performance_points_2025 https://16_to18_performance_points_2025

PI Cohorts

Don’t forget to check the pupils in your Cohorts

Two PI Cohorts:

- **Key Stage 4 (KS4)**
  Members are calculated on the basis of students on roll in **curriculum year 11** on the January (Spring) census day.

- **16-18 Cohort (Age 16+)**
  Students are considered at the end of 16 to 18 study, and are therefore ‘triggered’ for inclusion if;
  - a) they have entered for at least 2 qualifications, each of which is at least the size of an A level or they have entered for at least 1 qualification the size of at least 2 A levels, in the reporting year;
    OR
  - b) they are 18 at the start of the reporting year and have not been reported in 16 to 18 performance measures at their current allocated school or college.

  Members are calculated on the basis of students aged 16-18 on roll on the January (Spring) census day.

Creating PI Cohorts in SIMS

Tools/Examinations/Edit PI

You **must** go into this route first to generate the Performance Cohort.
Make sure that the selected season is the current Summer. (Tools | Examinations | PI Setup

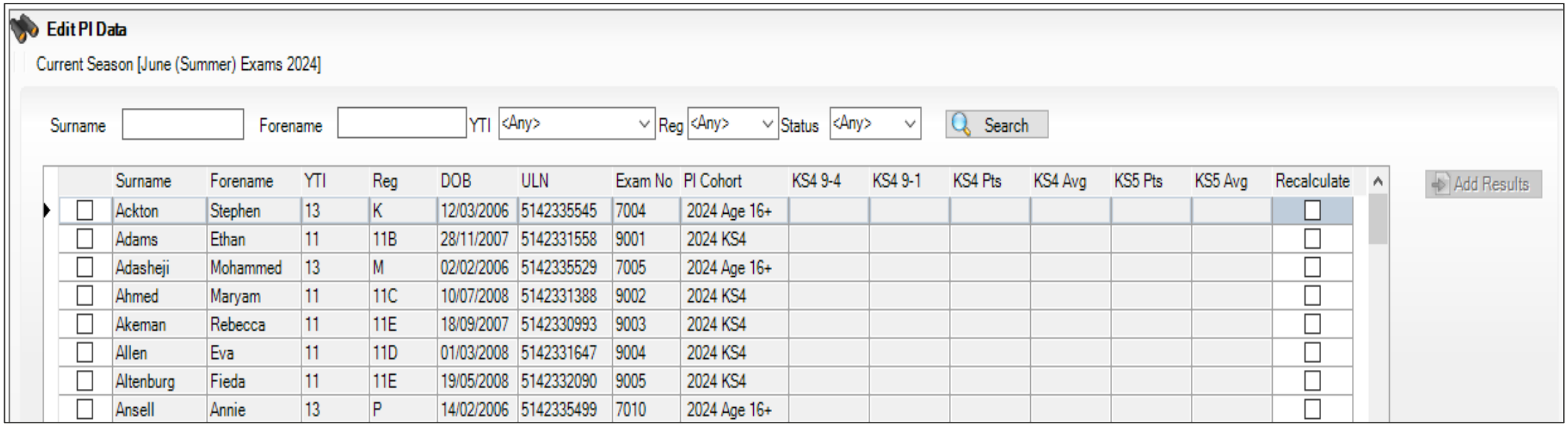

Surname	Forename	YTI	Reg	DOB	ULN	Exam No	PI Cohort	KS4 9-4	KS4 9-1	KS4 Pts	KS4 Avg	KS5 Pts	KS5 Avg	Recalculate
Ackton	Stephen	13	K	12/03/2006	5142335545	7004	2024 Age 16+							
Adams	Ethan	11	11B	28/11/2007	5142331558	9001	2024 KS4							
Adasheji	Mohammed	13	M	02/02/2006	5142335529	7005	2024 Age 16+							
Ahmed	Maryam	11	11C	10/07/2008	5142331388	9002	2024 KS4							
Akeman	Rebecca	11	11E	18/09/2007	5142330993	9003	2024 KS4							
Allen	Eva	11	11D	01/03/2008	5142331647	9004	2024 KS4							
Altenburg	Fieda	11	11E	19/05/2008	5142332090	9005	2024 KS4							
Ansell	Annie	13	P	14/02/2006	5142335499	7010	2024 Age 16+							

Editing PI Cohorts in Exams Organiser

Don’t forget to check the pupils in your Cohorts – via Exams Organiser

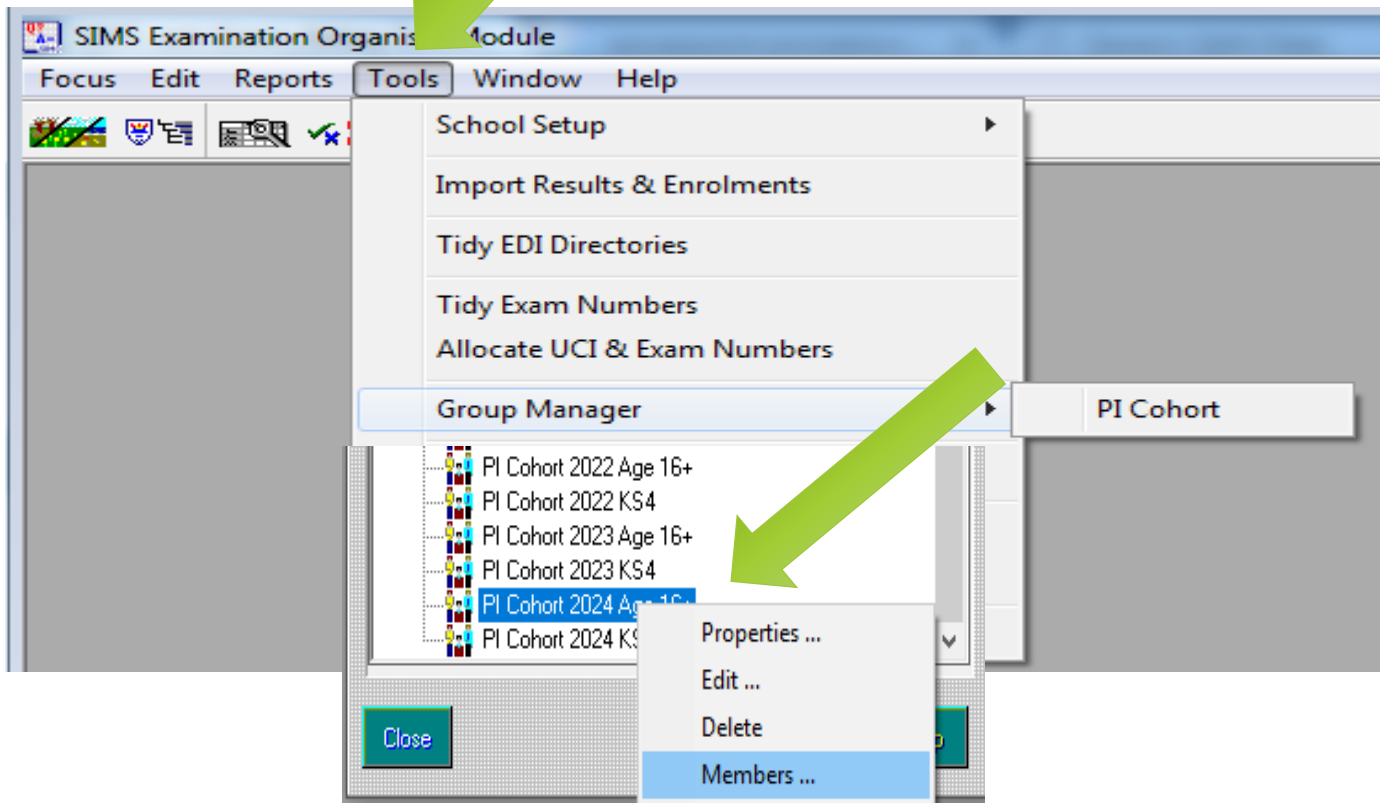

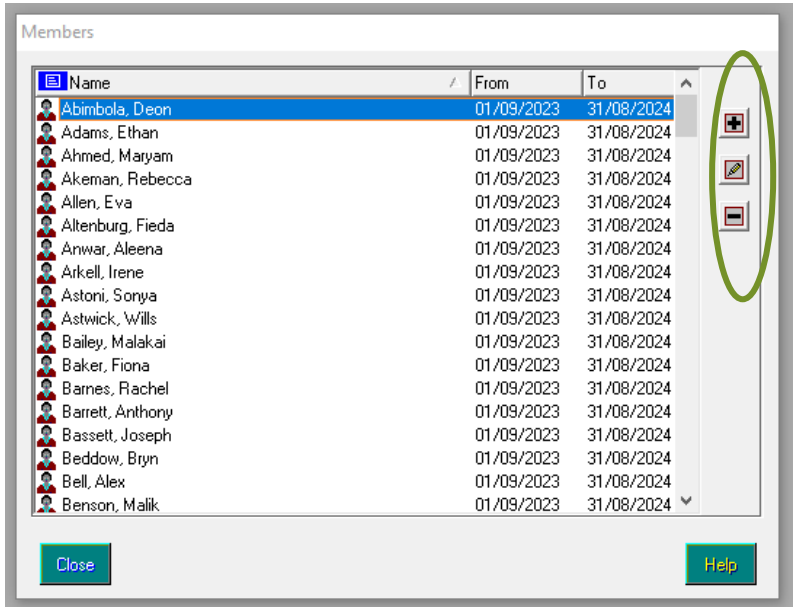

Right Click the relevant PI Cohort to reveal the menu

Exam Results Days

Results Embargo

JCQ Website: Restricted Release to Centres

Date	Qualifications
00:01 on Wednesday 13 August 2025	*GCE, FSMQ Extended Project* **Level 3 Vocational and Technical qualifications*
00:01 on Wednesday 20 August 2025	*GCSE, ELC, Foundation and Higher Projects,* **Level 1 and Level 2 Vocational and Technical qualifications*

- Results files and their contents are confidential to the head of centre, examinations office staff and senior members of teaching staff within the centre, the consortium, or Multi Academy Trust.
- Results, or information derived from results, must not be divulged to or discussed with:
  - other teachers;
  - candidates or parents;
  - educational institutions and Local Authorities;
  - the media;
  - any other persons.
- Additionally, the results, or information derived from results, **must not** be divulged or discussed on social media such as Facebook or Twitter. Where a centre does not comply with these requirements, an awarding body reserves the right not to issue results under embargo in future series.

Results Embargo

JCQ Website: Release of Results to Candidates

Date	Qualifications
08:00 on Thursday 14 August 2025	*GCE, FSMQ, Extended Project,* **Level 3 Vocational and Technical qualifications*
08:00 on Thursday 21 August 2025	*GCSE, ELC Foundation and Higher Projects,* **Level 1 and Level 2 Vocational and Technical qualifications*

- The results **must not** be despatched until after 08:00 on the appropriate date for the publication of results. **Candidates must not receive results by e-mail, post or otherwise prior to 08:00.**
- **Any breach of these requirements will be considered as malpractice by an awarding body.**
- Centres should remind candidates that results are issued on a provisional basis. They may be subject to amendment by an awarding body, for example through the published post-results services, prior to the issuing of certificates.

*Please see the OCR website for details of the Cambridge Technicals results release or the Pearson website for details of release of results for Level 1, Level 2 and Level 3 Vocational and Technical qualifications

Results Embargo

JCQ Website: Additional Restrictions on the Release of Results

- Results data **must not** be shared more widely until after the candidates have received their results. *Additionally, the results, or information derived from results,* ***must not*** *be divulged or discussed on social media.*
- Once candidates have received their results, centres **must not** release results data to Local Authorities, or share more widely, until <u>after 09.30 on the appropriate date for the publication of results.</u>
- Similarly, centres **must not** issue press releases or statements to the media under any circumstances until after 09.30 on the appropriate date for the publication of results.
- **Any breach of these requirements will be considered as malpractice by an awarding body.**

Results Embargo

- Must be set in **BOTH** SIMS and Exams Organiser, and if necessary, on the Board websites too!
- Remember only yourself and the Head Teacher (and members of SLT designated by the HT) should have access to results on download day.

*** If you deliver BTEC then the start dates MUST be extended as follows:**

- **Level 3 – start from Wednesday 6th August**
- **Level 2 – start from Thursday 14th August**

These are embargoed released dates specifically for registrations that are pending an external assessment result

Results Embargo

Exams Organiser Embargo:

Tools | School Setup | Exam Embargo

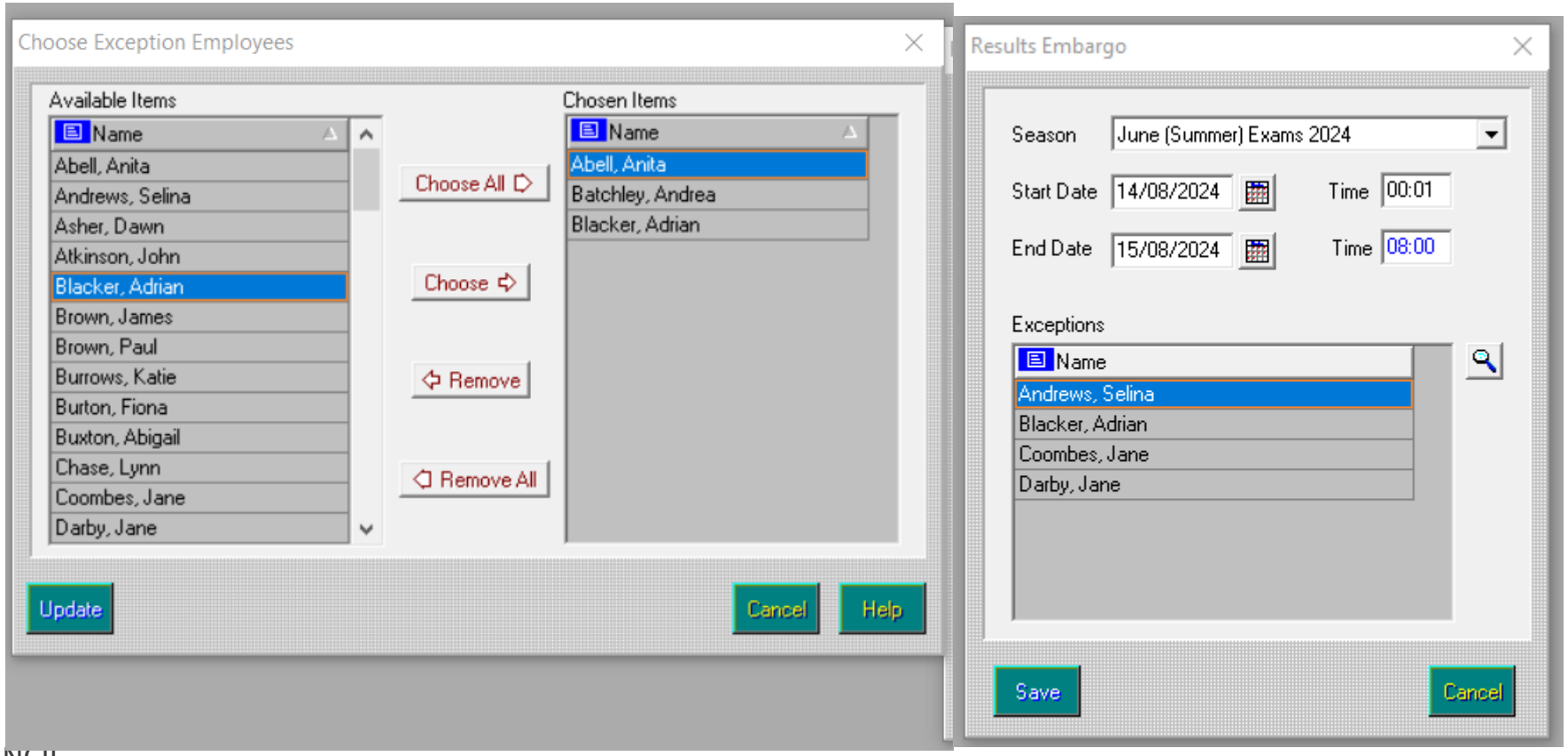

Results Embargo

SIMS Embargo:

Tools | Performance | Options

IMPORTANT:
Do this *before* downloading your GCE results files.
This can be reselected on GCE Results day but *MUST* be re-applied before GCSE download day.

De-select here

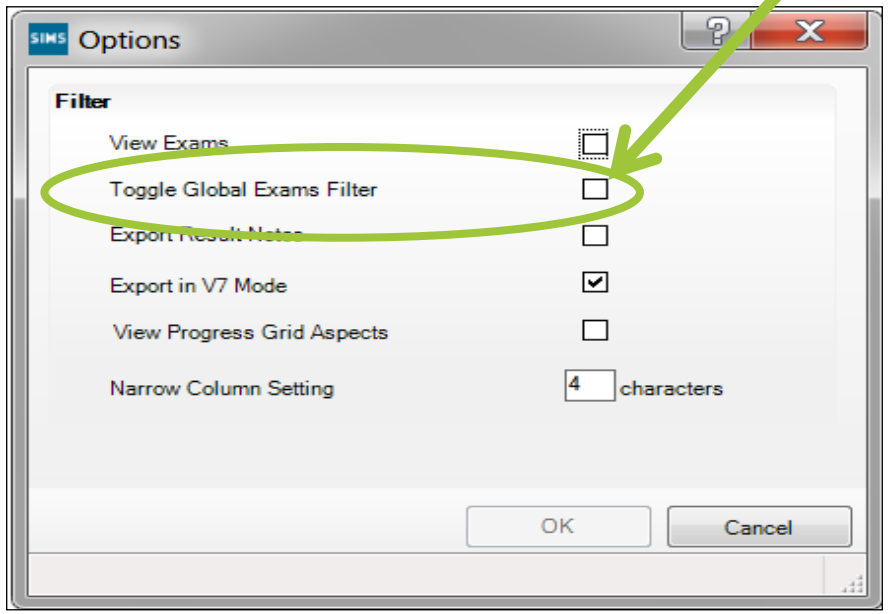

Reminder: Report routes available in SIMS

Candidate Entry Report

Tools | Examinations | Entry Report

Candidate Statement of Results

Tools | Examinations | Candidate Statement of Results

Certification Broadsheet

Tools | Examinations | Subject Grade Analysis Report

Subject Grade Analysis Report

Tools | Examinations | Subject Grade Analysis Report

Using these routes enables more up to date output files and upload to DMS for sending of results via electronic methods.

Setting up Season and PI Parameters

- Exam season remains open throughout a specified date range.
- Seasons are locked automatically on 31 January of the year following the issue of the exam results unless locked manually before then.
- Remember only SUMMER seasons are PI Seasons.

Tools | Examinations | PI Setup

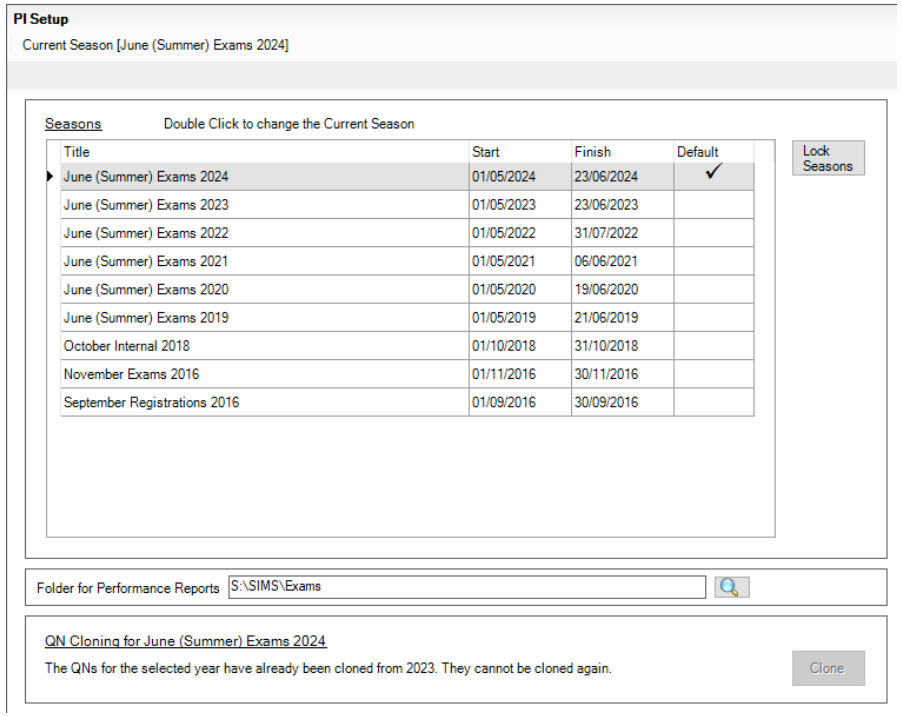

Title	Start	Finish	Default
June (Summer) Exams 2024	01/05/2024	23/06/2024	✓
June (Summer) Exams 2023	01/05/2023	23/06/2023	
June (Summer) Exams 2022	01/05/2022	31/07/2022	
June (Summer) Exams 2021	01/05/2021	06/06/2021	
June (Summer) Exams 2020	01/05/2020	19/06/2020	
June (Summer) Exams 2019	01/05/2019	21/06/2019	
October Internal 2018	01/10/2018	31/10/2018	
November Exams 2016	01/11/2016	30/11/2016	
September Registrations 2016	01/09/2016	30/09/2016	

Setting up Season and PI Parameters

- A storage location should be specified already for all Performance Reports, using the **Folder for Performance Reports** panel.
- NOTE: The storage location must be on a **secure shared area** on your network.
- You may wish to check the current location and discuss this with your Network Manager before the end of term.

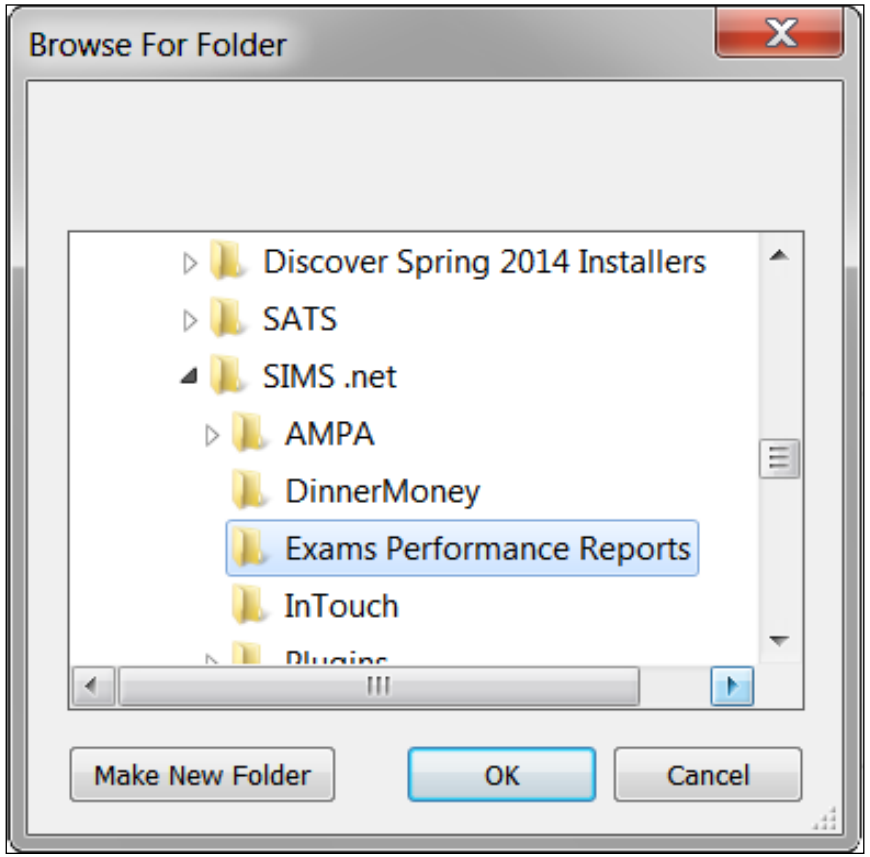

Manual entry

All results for qualifications taken at your school to be counted in the performance measures should be entered via Tools/Examinations/Edit PI.

- Highlight the student
- This box remains blank until you have entered a valid Qualification Number in the QN field.
- Refresh
- Once the grade is selected the Equivalence boxes will automatically update.

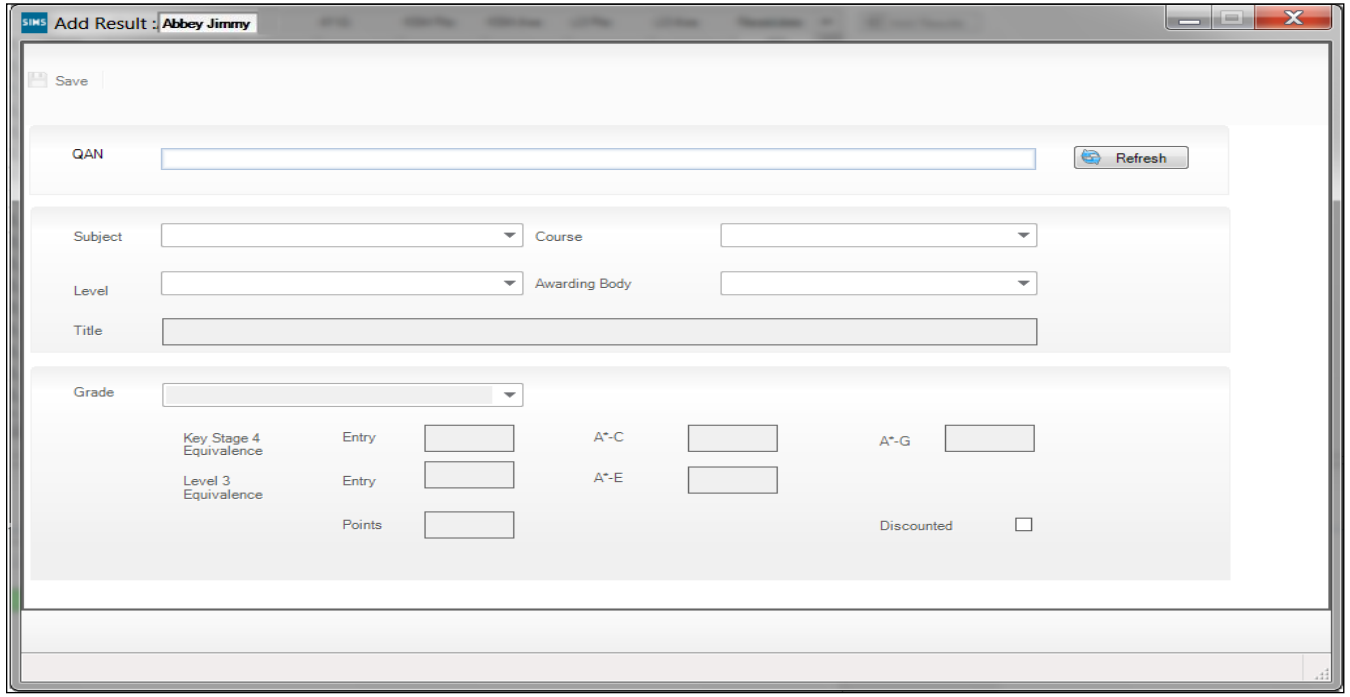

NOTE: The QN code must be entered without slashes.

Manual entry

- If a Level 1 or Level 2 QN, the **Key Stage 4 Equivalence Entry** and grade value fields are populated automatically.
- If an AS QN, the **Key Stage 4 Equivalence Entry** and grade value fields and the **Level 3 Equivalence Entry** fields are populated automatically.
- If an A2 or other Level 3 QN, only the **Level 3 Equivalence Entry** fields are populated.

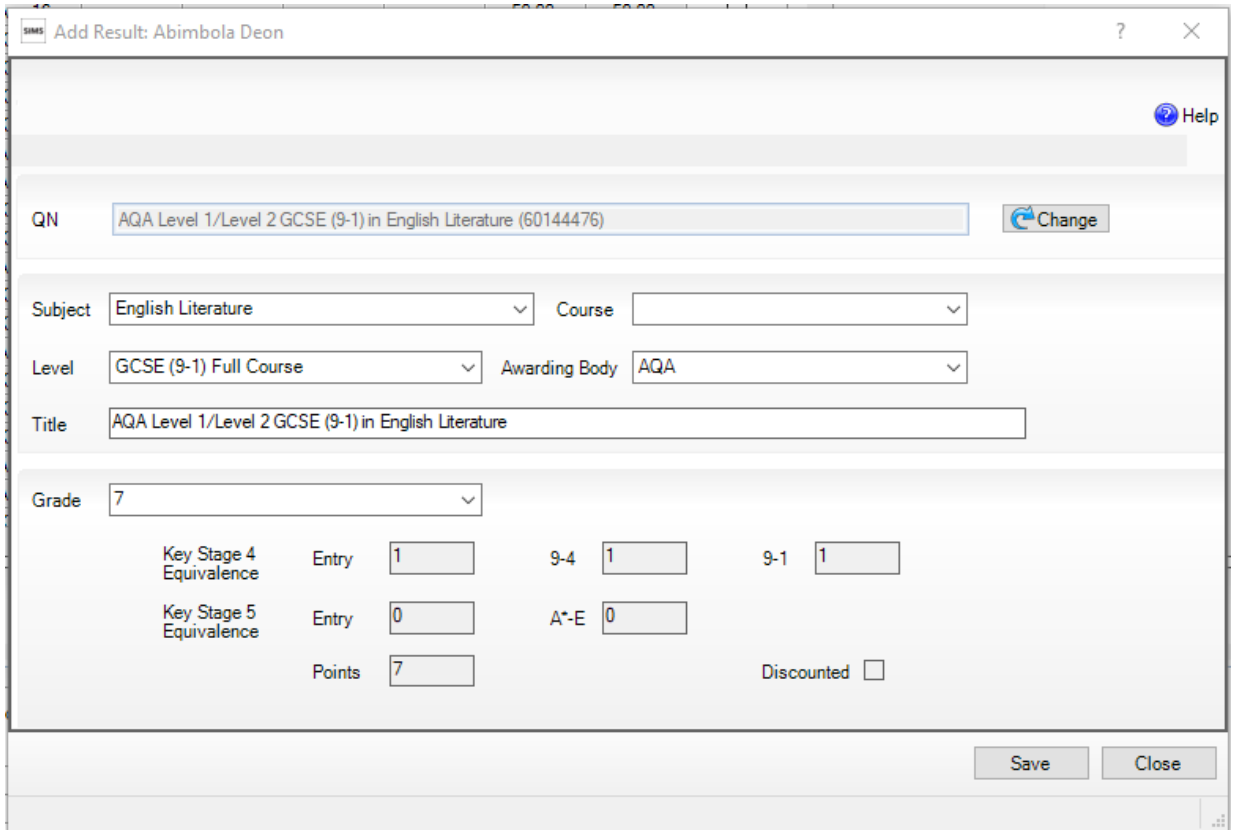

Remember – The QN MUST be listed in the Manage Performance Indicator area to populate this area

Multiple Student Manual Entry

- Tick the students to whom you wish to apply the same results

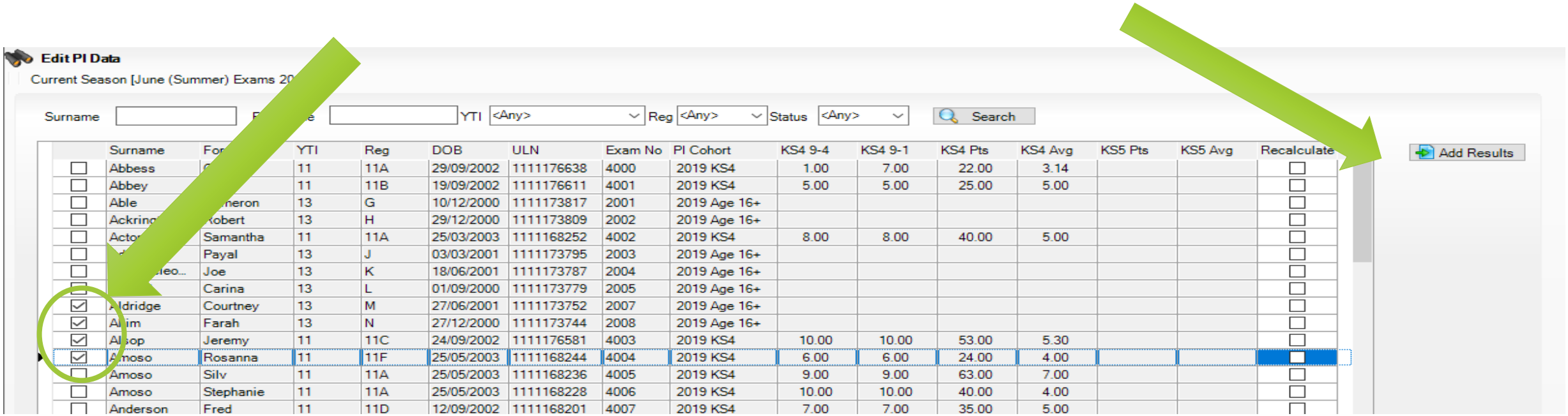

Surname	Forenames	YTI	Reg	DOB	ULN	Exam No	PI Cohort	KS4 9-4	KS4 9-1	KS4 Pts	KS4 Avg	KS5 Pts	KS5 Avg	Recalculate
Abbess		11	11A	29/09/2002	1111176638	4000	2019 KS4	1.00	7.00	22.00	3.14			
Abbey		11	11B	19/09/2002	1111176611	4001	2019 KS4	5.00	5.00	25.00	5.00			
Able	meron	13	G	10/12/2000	1111173817	2001	2019 Age 16+							
Ackring	obert	13	H	29/12/2000	1111173809	2002	2019 Age 16+							
Acto	Samantha	11	11A	25/03/2003	1111168252	4002	2019 KS4	8.00	8.00	40.00	5.00			
	Payal	13	J	03/03/2001	1111173795	2003	2019 Age 16+							
leo...	Joe	13	K	18/06/2001	1111173787	2004	2019 Age 16+							
	Carina	13	L	01/09/2000	1111173779	2005	2019 Age 16+							
ldridge	Courtney	13	M	27/06/2001	1111173752	2007	2019 Age 16+							
im	Farah	13	N	27/12/2000	1111173744	2008	2019 Age 16+							
sop	Jeremy	11	11C	24/09/2002	1111176581	4003	2019 KS4	10.00	10.00	53.00	5.30			
moso	Rosanna	11	11F	25/05/2003	1111168244	4004	2019 KS4	6.00	6.00	24.00	4.00			
Amoso	Silv	11	11A	25/05/2003	1111168236	4005	2019 KS4	9.00	9.00	63.00	7.00			
Amoso	Stephanie	11	11A	25/05/2003	1111168228	4006	2019 KS4	10.00	10.00	40.00	4.00			
Anderson	Fred	11	11D	12/09/2002	1111168201	4007	2019 KS4	7.00	7.00	35.00	5.00			

Multiple Student Manual Entry

- Add Results button will allow you to add/remove students before applying results

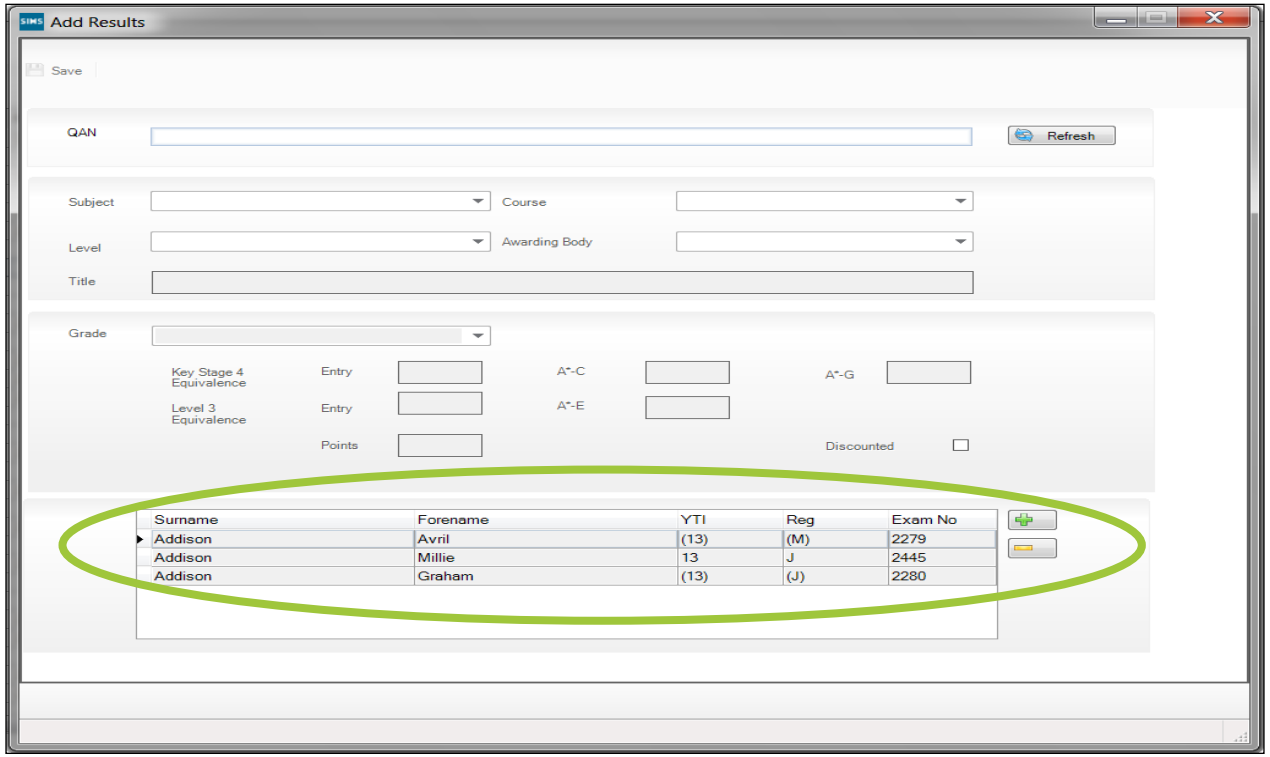

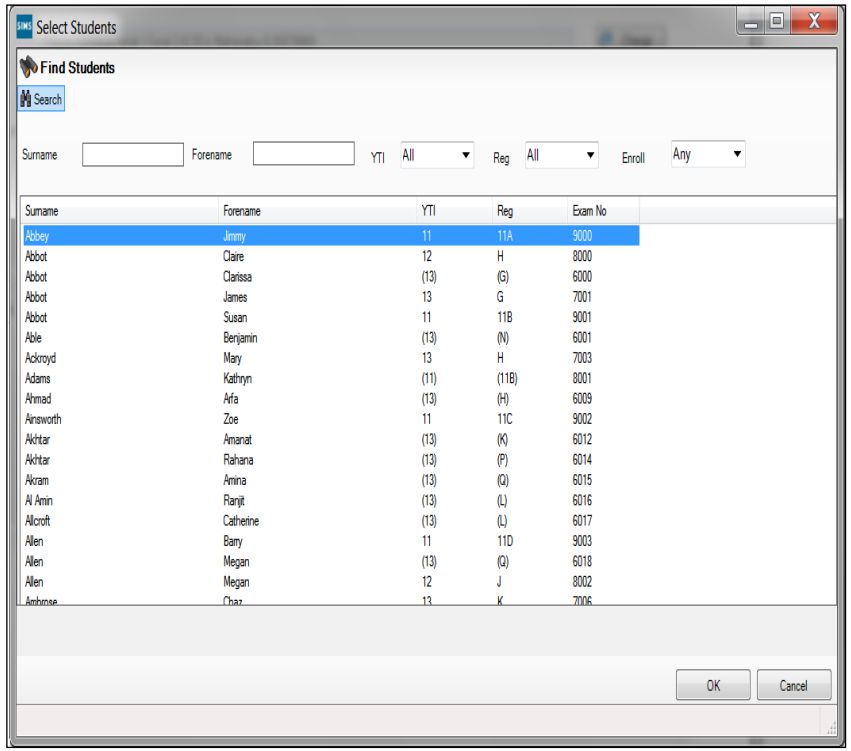

Collating and Calculating

Remember!

- Can only be calculated in seasons where June is an associated month
- Ensure you have assigned QN/SCC codes to all of the elements in use at your school
- Cloned and Edited the Performance Indicators from the previous year

For every student in each cohort, Exams Organiser

- collates the results
- applies automatic discounting (according to current rules)
- calculates the Attainment 8 values
- creates the exams PI aspects in SIMS Assessment

Collating and Calculating

What's the difference?

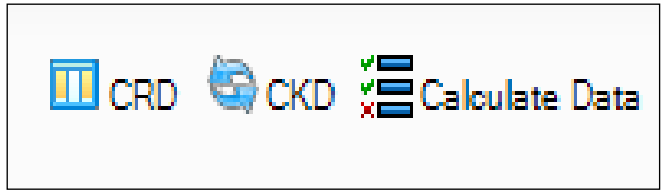

Calculate Resetting Discounting

All manual discount ticks are discarded on collation – only automatic discounting rules are applied.

Calculate Keeping Discounting

Manual discounting will automatically be re-applied after collation

IF YOU HAVE MANUALLY DISCOUNTED DO NOT USE *CRD* UNLESS YOU REALLY HAVE TO!!!

Discounting

L3 Entry KS4 Entry at 16+	KS4 Points	KS5 Points	Discounted
0	7	0	
0	5	0	
0	4	0	
0	4	0	✓
0	3	0	
0	5	0	
0	4	0	
0	8	0	

- A white background indicates a standard EDI result that has been added via a marksheet or imported via a results file.
- A green background indicates a result that has been added manually in the current exam season.
- A yellow Discounted cell indicates that you have changed the original Discount status of the result.

Discounting and Ebacc

Title	QN	Disc Code	Level	AO	Code	Season	Grade	KS4 9-4	KS4 9-1	KS4 Entry	L3 Entry KS4 Entry at 16+	KS4 Points	KS5 Points	Discounted
AQA Level 1/Level 2 GCSE (9-1) in E...	60144476	5110	GCSE/9FC	AQA		June (Summer) Exams 2024	7	1	1	1	0	7	0	
Citizenship Studies	60185958	EE31	GCSE/9FC	AQA	8100	June (Summer) Exams 2024	5	1	1	1	0	5	0	
Combined Sci: Trilogy Tier F	6018758X	RA1E	GCSE/9DA	AQA	8464F	June (Summer) Exams 2024	44	1	1	1	0	4	0	
Edexcel GCSE (9-1) in Japanese	60311858	FKJ	GCSE/9FC	Pearson		June (Summer) Exams 2024	9	1	1	1	0	9	0	
English Language	60142923	FK2B	GCSE/9FC	AQA	8700	June (Summer) Exams 2024	4	1	1	1	0	4	0	
French Option F	60187086	FKF	GCSE/9FC	EDEXL/...	1FR0F	June (Summer) Exams 2024	4	1	1	1	0	4	0	
Geography A	60181345	RF4	GCSE/9FC	EDEXL/...	1GA0	June (Summer) Exams 2024	3	0	1	1	0	3	0	
German Option F	60187098	FKG	GCSE/9FC	EDEXL/...	1GN0F	June (Summer) Exams 2024	5	1	1	1	0	5	0	
Mathematics Tier F	60146084	RB1	GCSE/9FC	AQA	8300F	June (Summer) Exams 2024	4	1	1	1	0	4	0	
Physical Education	60182799	MA1	GCSE/9FC	AQA	8582	June (Summer) Exams 2023	8	1	1	1	0	8	0	

Name	YTI	Reg	ULN	QAN	Disc Code	Board	Level	Title	Result	Points	KS4 Std Passes	KS4 Passes	Counted in PI	Best 8	Counted in Strg Ebacc	Counted in Std Ebacc	Att 8 Slot	Att 8 Doubled?	Att 8 Points
Abimbola, Deon	11	11A	5142331655	60144476	5110	AQA	GCSE/9FC	AQA Level 1/Level 2 GCSE (9-1) in English Literature	7	7.00	1.00	1.00	Y	Y	N	Y	En	Y	14.00
Abimbola, Deon	11	11A	5142331655	60185958	EE31	AQA	GCSE/9FC	Citizenship Studies	5	5.00	1.00	1.00	Y	Y	N	N	Other2	N	5.00
Abimbola, Deon	11	11A	5142331655	6018758X	RA1E	AQA	GCSE/9DA	Combined Sci: Trilogy Tier F	44	4.00	1.00	1.00	Y	N	N	Y	Ebacc3,Other3	N	4.00,4.00
Abimbola, Deon	11	11A	5142331655	60311858	FKJ	Pearson	GCSE/9FC	Edexcel GCSE (9-1) in Japanese	9	9.00	1.00	1.00	Y	Y	N	Y	Ebacc1	N	9.00
Abimbola, Deon	11	11A	5142331655	60142923	FK2B	AQA	GCSE/9FC	English Language	4	4.00	1.00	1.00	Y	Y	N	Y	N	N	
Abimbola, Deon	11	11A	5142331655	60187086	FKF	EDEXL/GCSE	GCSE/9FC	French Option F	4	4.00	1.00	1.00	Y	Y	N	Y	N	N	
Abimbola, Deon	11	11A	5142331655	60181345	RF4	EDEXL/GCSE	GCSE/9FC	Geography A	3	3.00	0.00	1.00	Y	N	N	N	N	N	
Abimbola, Deon	11	11A	5142331655	60187098	FKG	EDEXL/GCSE	GCSE/9FC	German Option F	5	5.00	1.00	1.00	Y	Y	N	Y	Ebacc2	N	5.00
Abimbola, Deon	11	11A	5142331655	60146084	RB1	AQA	GCSE/9FC	Mathematics Tier F	4	4.00	1.00	1.00	Y	Y	N	Y	Ma	Y	8.00
Abimbola, Deon	11	11A	5142331655	60182799	MA1	AQA	GCSE/9FC	Physical Education	8	8.00	1.00	1.00	Y	Y	N	N	Other1	N	8.00

Collating and Calculating

Useful links for guidance

Key stage 4 qualifications, discount codes and point scores

https://www.gov.uk/government/publications/key-stage-4-qualifications-discount-codes-and-point-scores

English Baccalaureate: eligible qualifications

https://www.gov.uk/government/publications/english-baccalaureate-eligible-qualifications

16 to 18 qualifications, discount codes and point scores

https://www.gov.uk/government/publications/16-to-19-qualifications-discount-codes-and-point-scores

Performance Table Report

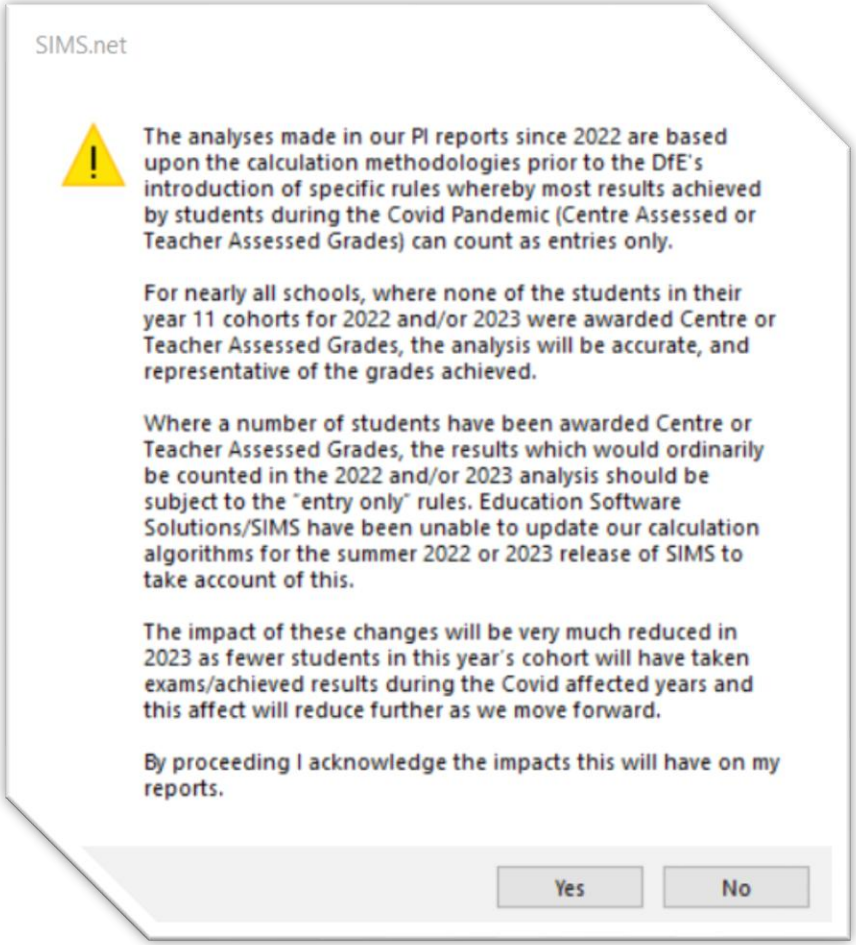

SIMS - SIMS Customer Success: KS4 Resources for schools in England (support-ess.com)

Performance Table Report

IMPORTANT NOTE:

Before running these reports, please ensure that

Used the CAS Scaled Score to Fine Level template/Marksheet to calculate Att8/Prog8 estimate – talk to Assessment Manager if necessary - Focus | Assessment | Marksheet

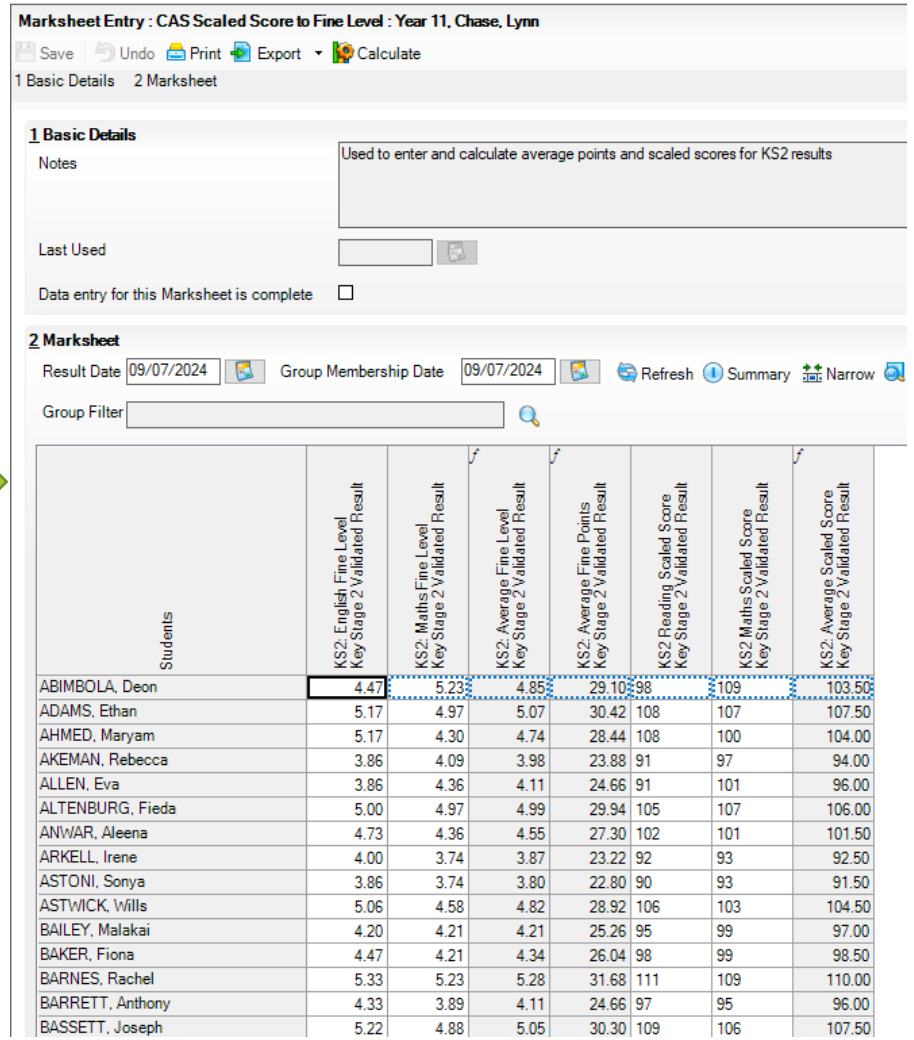

Students	KS2: English Fine Level Key Stage 2 Validated Result	KS2: Maths Fine Level Key Stage 2 Validated Result	KS2: Average Fine Level Key Stage 2 Validated Result	KS2: Average Fine Points Key Stage 2 Validated Result	KS2 Reading Scaled Score Key Stage 2 Validated Result	KS2 Maths Scaled Score Key Stage 2 Validated Result	KS2: Average Scaled Score Key Stage 2 Validated Result
ABIMBOLA, Deon	4.47	5.23	4.85	29.10	98	109	103.50
ADAMS, Ethan	5.17	4.97	5.07	30.42	108	107	107.50
AHMED, Maryam	5.17	4.30	4.74	28.44	108	100	104.00
AKEMAN, Rebecca	3.86	4.09	3.98	23.88	91	97	94.00
ALLEN, Eva	3.86	4.36	4.11	24.66	91	101	96.00
ALTENBURG, Fieda	5.00	4.97	4.99	29.94	105	107	106.00
ANWAR, Aleena	4.73	4.36	4.55	27.30	102	101	101.50
ARKELL, Irene	4.00	3.74	3.87	23.22	92	93	92.50
ASTONI, Sonya	3.86	3.74	3.80	22.80	90	93	91.50
ASTWICK, Wills	5.06	4.58	4.82	28.92	106	103	104.50
BAILEY, Malakai	4.20	4.21	4.21	25.26	95	99	97.00
BAKER, Fiona	4.47	4.21	4.34	26.04	98	99	98.50
BARNES, Rachel	5.33	5.23	5.28	31.68	111	109	110.00
BARRETT, Anthony	4.33	3.89	4.11	24.66	97	95	96.00
BASSETT, Joseph	5.22	4.88	5.05	30.30	109	106	107.50

You have calculated the PI data for the current season via Tools | Examinations | Edit PI Data and have clicked the Calculate Data button.

Performance Table Report

Tools | Examinations | PI Reports

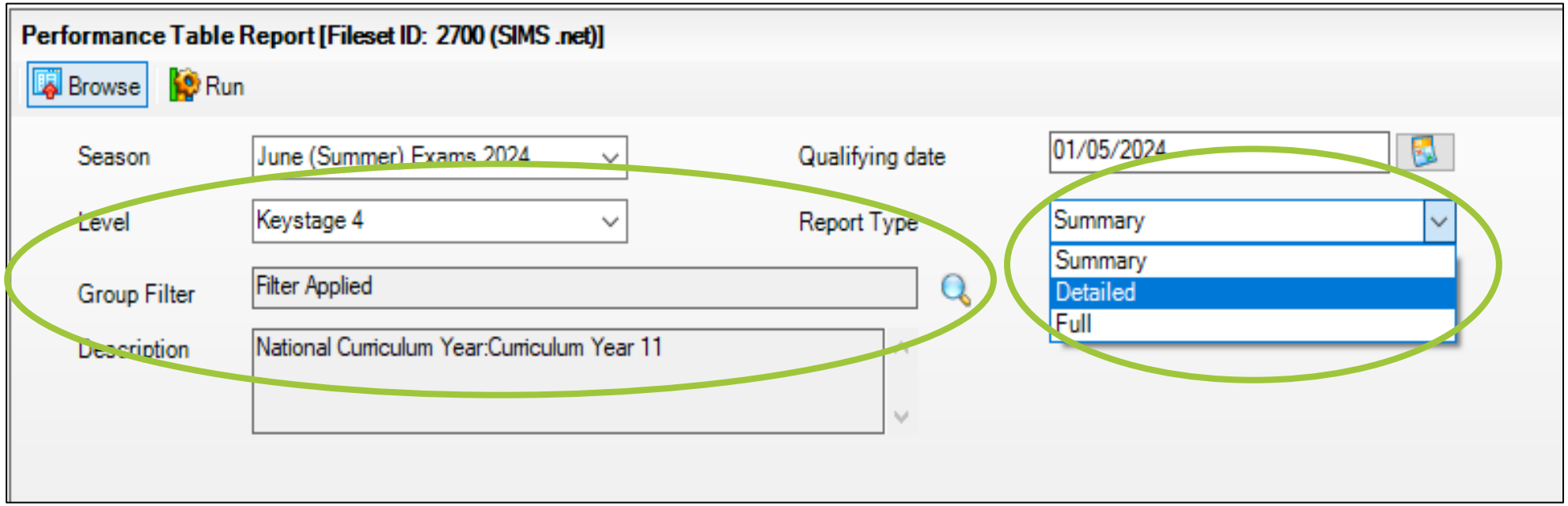

Performance Table Report

Summary Reports

SIMS .net

Green Abbey School

Performance Tables Summary Report 2019: **Age 16-18**

Scope: Filter Applied **National Curriculum Year:Curriculum Year 13**

Measure	Detail	All	%	Male	%	Female	%
KS5 Cohort Information	Students at end of KS5	14.00	100.00%	6.00	42.86%	8.00	57.14%
A Level Results	Average point score per A level entry	45.71		50.00		42.50	
	Average point score per A level entry expressed as a grade	A-		A		B+	
	Average point score for a students best 3 A levels	15.24		16.67		14.17	
	Average point score for a students best 3 A levels expressed as a grade	D-		D-		E+	
	Achieving A levels at grades AAB or higher (in at least 2 facilitating subjects)	0.00	0.00%	0.00	0.00%	0.00	0.00%
	Number of A level students at the end of 16-18 study	14.00	100.00%	6.00	100.00%	8.00	100.00%
	Number of A level entries	14.00		6.00		8.00	
	Number of students included in the best 3 A levels measure	14.00	100.00%	6.00	42.86%	8.00	57.14%
Academic Results	Average point score per academic entry	45.71		50.00		42.50	
	Average point score per academic entry expressed as a grade	A-		A		B+	
	Number of academic students at the end of 16-18 study	14.00	100.00%	6.00	100.00%	8.00	100.00%
	Number of academic entries	14.00		6.00		8.00	
Applied General Results	Average point score per applied general entry	0.00		0.00		0.00	
	Average point score per applied general entry expressed as a grade						
	Number of applied general students at the end of 16-18 study	0.00	0.00%	0.00	0.00%	0.00	0.00%
	Number of applied general entries	0.00		0.00		0.00	
Technical Certificate Results	Average point score per Technical Certificate entry	0.00		0.00		0.00	
	Average point score per Technical Certificate entry expressed as a grade						
	Number of Technical Certificate students at the end of 16-18 study	0.00	0.00%	0.00	0.00%	0.00	0.00%
	Number of Technical Certificate entries	0.00		0.00		0.00	
	Number of students whose highest attainment is a Level 2 qualification and who achieve an approved Technical Certificate	0.00	0.00%	0.00	0.00%	0.00	0.00%
Tech Level Results	Average point score per tech level entry	0.00		0.00		0.00	
	Average point score per tech level expressed as a grade						
	Number of students achieving the Tech Bacc	0.00	0.00%	0.00	0.00%	0.00	0.00%

Performance Table Report

Summary Reports

1 of 1 Find | Next

SIMS .net

Green Abbey School

Performance Tables Summary Report **Keystage 4**

Scope: Filter Applied **National Curriculum Year:Curriculum Year 11**

Measure	Detail	All	%	Male	%	Female	%
KS4 Cohort Information	Number of Students at end of KS4	160.00	100.00%	76.00	47.50%	84.00	52.50%
	Key Stage 2 Fine Level	4.25		4.17		4.32	
	Students included in KS2 Fine Level measure	157.00	98.13%	73.00	96.05%	84.00	100.00%
Progress 8	Students included in Progress 8 Score	157.00	98.13%	73.00	96.05%	84.00	100.00%
	Progress 8 Score (Adjusted)	1.04		1.02		1.06	
	Progress 8 Score (Unadjusted)	1.04		1.02		1.05	
	Estimated Attainment 8 Average	36.46		35.57		37.23	
	Attainment 8 Average	46.58		45.28		47.76	
GCSE or Equivalent Achievements	Students achieving 5+ standard passes including English & maths	152.00	95.00%	70.00	92.11%	82.00	97.62%
	Students achieving 5+ standard passes (excluding equivalences) including English & maths	152.00	95.00%	70.00	92.11%	82.00	97.62%
	Students achieving 5+ standard passes	153.00	95.63%	71.00	93.42%	82.00	97.62%
	Students achieving 5+ passes	157.00	98.13%	74.00	97.37%	83.00	98.81%
	Students attaining at least one qualification	160.00	100.00%	76.00	100.00%	84.00	100.00%
English Baccalaureate	Students entered for English Baccalaureate	0.00	0.00%	0.00	0.00%	0.00	0.00%
	Students attaining the English Baccalaureate with strong passes in English and Maths	0.00	0.00%	0.00	0.00%	0.00	0.00%
	Students attaining the English Baccalaureate with standard passes in English and Maths	0.00	0.00%	0.00	0.00%	0.00	0.00%
	Students achieving a pass in all EBacc subject areas	0.00	0.00%	0.00	0.00%	0.00	0.00%
	APS per English Baccalaureate	3.39		3.28		3.49	
English Baccalaureate Subjects	Students entered for English	160.00	100.00%	76.00	100.00%	84.00	100.00%
	Students achieving a strong pass in English	137.00	85.63%	63.00	82.89%	74.00	88.10%
	Students achieving a standard pass in English	157.00	98.13%	74.00	97.37%	83.00	98.81%
	Students entered for maths	157.00	98.13%	73.00	96.05%	84.00	100.00%
	Students achieving a strong pass in maths	135.00	84.38%	61.00	80.26%	74.00	88.10%
	Students achieving a standard pass in maths	154.00	96.25%	71.00	93.42%	83.00	98.81%
	Students eligible for science	106.00	66.25%	50.00	65.79%	56.00	66.67%
	Students achieving a standard pass in two sciences	104.00	98.11%	48.00	96.00%	56.00	100.00%
	Students entered for a language	0.00	0.00%	0.00	0.00%	0.00	0.00%

Performance Table Report

Detailed Report

Green Abbey School

Performance Tables Detailed Report — **Keystage 4**

Scope: Filter Applied — **National Curriculum Year:Curriculum Year 11**

Student Details					The Basics						English Baccalaureate										Progress 8								
Name	YTI	Reg	DoB	Exam No	Std Passes E&M	Strong Passes E&M	Std Passes	Passes	Entries >1 Lang	Entries 3 Sci	EBacc Strg Passes in E&M	Ebacc Std Passes in E&M	Strg Pass Eng	Strg Pass Maths	Std Pass Eng	Std Pass Maths	2+ Std Passes Sci	Std Pass Lang	Std Pass Hums	Ebacc APS for Stud	KS2 Fine Lvl	No. Att. 8 Eng	No. Att. 8 Maths	No. Att. 8 Other Ebacc	No. Att. 8 Other	Att. 8 Total	Est. Att. 8	Att. 8 Score	Prog. 8 Score
Abbess, Graham	11	11A	29-09-2002	4000	N	N	1.00	7.00	N	N	N	N	N	N	N	N	N	N	N	2.50	3.5	1	1	3	3	8	25.71	31.00	5.29
Abbey, Sean	11	11B	19-09-2002	4001	Y	Y	5.00	5.00	N	N	N	N	Y	Y	Y	Y	N	N	Y	2.50	4.5	1	1	1	2	5	38.74	35.00	-3.74
Acton, Samantha	11	11A	25-03-2003	4002	Y	Y	8.00	8.00	N	N	N	N	Y	Y	Y	Y	N	N	Y	2.50	4.5	1	1	1	3	6	38.74	40.00	1.26
Alsop, Jeremy	11	11C	24-09-2002	4003	Y	Y	10.00	10.00	N	Y	N	N	Y	Y	Y	Y	Y	N	Y	4.50	4.5	1	1	3	3	8	38.74	53.00	14.26
Amoso, Rosanna	11	11F	25-05-2003	4004	Y	N	6.00	6.00	N	N	N	N	N	N	Y	Y	Y	N	Y	3.33	3.5	1	1	3	3	8	25.71	40.00	14.29
Amoso, Silv	11	11A	25-05-2003	4005	Y	Y	9.00	9.00	N	Y	N	N	Y	Y	Y	Y	Y	N	N	4.67	5.0	1	1	3	3	8	49.69	70.00	20.31
Amoso, Stephanie	11	11A	25-05-2003	4006	Y	N	10.00	10.00	N	N	N	N	N	N	Y	Y	Y	N	Y	3.33	2.8	1	1	3	3	8	18.87	40.00	21.13
Anderson, Fred	11	11D	12-09-2002	4007	Y	Y	7.00	7.00	N	N	N	N	Y	Y	Y	Y	Y	N	Y	4.17	4.5	1	1	3	3	8	38.74	50.00	11.26
Andrews, Paul	11	11F	12-04-2003	4008	Y	Y	5.00	5.00	N	N	N	N	Y	Y	Y	Y	N	N	N	1.67	4.5	1	1	1	2	5	38.74	35.00	-3.74
Angler, Harry	11	11A	24-05-2003	4009	Y	N	8.00	8.00	N	N	N	N	N	N	Y	Y	Y	N	Y	3.33	4.3	1	1	3	3	8	35.33	40.00	4.67
Apple, Gavin	11	11E	15-09-2002	4010	Y	Y	9.00	9.00	N	Y	N	N	Y	Y	Y	Y	Y	N	N	3.67	4.5	1	1	3	3	8	38.74	53.00	14.26
Appleton, Nicholas	11	11F	18-09-2002	4011	Y	Y	8.00	8.00	N	N	N	N	Y	Y	Y	Y	Y	N	Y	4.17	4.5	1	1	3	3	8	38.74	50.00	11.26
Arkwright, David	11	11E	13-09-2002	4012	Y	N	3.00	5.00	N	N	N	N	N	N	Y	Y	N	N	N	1.83	2.5	1	1	1	2	5	17.35	26.00	8.65
Arthur, Steven	11	11D	30-09-2002	4013	Y	Y	8.00	8.00	N	Y	N	N	Y	Y	Y	Y	Y	N	Y	4.50	4.5	1	1	3	3	8	38.74	53.00	14.26
Atkinson, Ben	11	11F	23-03-2003	4015	Y	Y	7.00	7.00	N	N	N	N	Y	Y	Y	Y	N	N	Y	3.17		1	1	2	3	7		55.00	
Atkinson, Ben	11	11F	23-03-2003	4014	Y	Y	7.00	7.00	N	N	N	N	Y	Y	Y	Y	Y	N	N	4.67	5.0	1	1	3	3	8	49.69	70.00	20.31
Avary, James	11	11C	22-09-2002	4016	Y	Y	6.00	6.00	N	N	N	N	Y	Y	Y	Y	N	N	N	1.67	4.5	1	1		3	5	38.74	35.00	-3.74
Avis, Edward	11	11B	15-09-2002	4017	Y	Y	6.00	6.00	N	N	N	N	Y	Y	Y	Y	N	N	Y	2.50	4.0	1	1	1	3	6	31.31	40.00	8.69
Bailey, Gloria	11	11A	18-04-2003	4018	Y	Y	9.00	9.00	N	Y	N	N	Y	Y	Y	Y	Y	N	Y	4.50	4.5	1	1	3	3	8	38.74	53.00	14.26

Performance Table Report

Detailed Report

Green Abbey School

Performance Tables Detailed Report **Age 16-18**

Scope: Filter Applied National Curriculum Year:Curriculum Year 13

Student Details					All Level 3 Results			A Level Results				Academic Results				Applied General Results				Tech Level Results				Technical Certificate Results				Additional Measures	
Name	YTI	Reg	DoB	Exam No	Entries	Passes	APS	Entries	Passes	APS	APS as a Grade	Entries	Passes	APS	APS as a Grade	Entries	Passes	APS	APS as a Grade	Entries	Passes	APS	APS as a Grade	Exam Entries	Passes	APS	APS as a Grade	In Scope Level 3 Maths	Level 3 Maths Achieved
Andrews, Hank	13	Q	08-12-2000	2011	1.00	1.00	50.00	1.00	1.00	50.00	A	1.00	1.00	50.00	A	0.00	0.00	0.00		0.00	0.00	0.00		0.00	0.00	0.00		N	N
Avison, Edward	13	P	05-09-2000	2014	1.00	1.00	50.00	1.00	1.00	50.00	A	1.00	1.00	50.00	A	0.00	0.00	0.00		0.00	0.00	0.00		0.00	0.00	0.00		N	N
Canterbury, Fiona	13	G	13-02-2001	2029	1.00	1.00	30.00	1.00	1.00	30.00	C	1.00	1.00	30.00	C	0.00	0.00	0.00		0.00	0.00	0.00		0.00	0.00	0.00		N	N
Cherry, Angela	13	M	30-04-2001	2040	1.00	1.00	50.00	1.00	1.00	50.00	A	1.00	1.00	50.00	A	0.00	0.00	0.00		0.00	0.00	0.00		0.00	0.00	0.00		N	N
Clio, Paula	13	P	02-02-2001	2050	1.00	1.00	10.00	1.00	1.00	10.00	E	1.00	1.00	10.00	E	0.00	0.00	0.00		0.00	0.00	0.00		0.00	0.00	0.00		N	N
Debeney, Louise	13	G	27-04-2001	2058	1.00	1.00	50.00	1.00	1.00	50.00	A	1.00	1.00	50.00	A	0.00	0.00	0.00		0.00	0.00	0.00		0.00	0.00	0.00		N	N
Froch, Julie-Ann	13	J	04-02-2001	2095	1.00	1.00	50.00	1.00	1.00	50.00	A	1.00	1.00	50.00	A	0.00	0.00	0.00		0.00	0.00	0.00		0.00	0.00	0.00		N	N
Fulke, Carrie	13	K	30-11-2000	2097	1.00	1.00	50.00	1.00	1.00	50.00	A	1.00	1.00	50.00	A	0.00	0.00	0.00		0.00	0.00	0.00		0.00	0.00	0.00		N	N
Grundy, Edward	13	M	12-02-2001	2108	1.00	1.00	50.00	1.00	1.00	50.00	A	1.00	1.00	50.00	A	0.00	0.00	0.00		0.00	0.00	0.00		0.00	0.00	0.00		N	N
Iao, Fung-yao	13	P	20-01-2001	2121	1.00	1.00	50.00	1.00	1.00	50.00	A	1.00	1.00	50.00	A	0.00	0.00	0.00		0.00	0.00	0.00		0.00	0.00	0.00		N	N
Imran, Mohammed	13	M	22-02-2001	2123	1.00	1.00	50.00	1.00	1.00	50.00	A	1.00	1.00	50.00	A	0.00	0.00	0.00		0.00	0.00	0.00		0.00	0.00	0.00		N	N
Jackson, Mary	13	L	09-06-2001	2127	1.00	1.00	50.00	1.00	1.00	50.00	A	1.00	1.00	50.00	A	0.00	0.00	0.00		0.00	0.00	0.00		0.00	0.00	0.00		N	N
Jones, April	13	J	28-02-2001	2132	1.00	1.00	50.00	1.00	1.00	50.00	A	1.00	1.00	50.00	A	0.00	0.00	0.00		0.00	0.00	0.00		0.00	0.00	0.00		N	N
Mcdaid, Justin	13	L	02-05-2001	2147	1.00	1.00	50.00	1.00	1.00	50.00	A	1.00	1.00	50.00	A	0.00	0.00	0.00		0.00	0.00	0.00		0.00	0.00	0.00		N	N

Performance Table Report

Full Report

Green Abbey School

Performance Tables Full Report **Keystage 4**

Scope: Filter Applied **National Curriculum Year:Curriculum Year 11**

Name	YTI	Reg	ULN	QAN	Disc Code	Board	Level	Title	Result	Points	KS4 Std Passes	KS4 Passes	Counted in PI	Best 8	Counted in Strg Ebacc	Counted in Std Ebacc	Att 8 Slot	Att 8 Doubled?	Att 8 Points
Abbess, Graham	11	11A	1111176638	60187608	RA1E	AQA	GCSE/9DA	Combined Sci: Synergy Tier F	33	3.00	0.00	1.00	Y	Y	N	N	Ebacc1,Ebacc2	N	3.00,3.00
Abbess, Graham	11	11A	1111176638	60145754	FK2B	OCR	GCSE/9FC	English Language-OCR Rep	3	3.00	0.00	1.00	Y	Y	N	N	Other3	N	3.00
Abbess, Graham	11	11A	1111176638	6014872X	FC4	OCR	GCSE/9FC	English Literature	3	3.00	0.00	1.00	Y	Y	N	N	En	Y	6.00
Abbess, Graham	11	11A	1111176638	60180924	DB	EDEXL/GCSE	GCSE/9FC	History Option KK	3	3.00	0.00	1.00	Y	Y	N	N	Ebacc3	N	3.00
Abbess, Graham	11	11A	1111176638	60146084	RB1	AQA	GCSE/9FC	Mathematics Tier F	3	3.00	0.00	1.00	Y	Y	N	N	Ma	Y	6.00
Abbess, Graham	11	11A	1111176638	60182167	LF1	OCR	GCSE/9FC	Music-OCR Repository	3	3.00	0.00	1.00	Y	Y	N	N	Other2	N	3.00
Abbess, Graham	11	11A	1111176638	60182799	MA1	AQA	GCSE/9FC	Physical Education	4	4.00	1.00	1.00	Y	Y	N	N	Other1	N	4.00
Abbey, Sean	11	11B	1111176611	60145754	FK2B	OCR	GCSE/9FC	English Language-OCR Rep	5	5.00	1.00	1.00	Y	Y	Y	Y	Other2	N	5.00
Abbey, Sean	11	11B	1111176611	6014872X	FC4	OCR	GCSE/9FC	English Literature	5	5.00	1.00	1.00	Y	Y	Y	Y	En	Y	10.00
Abbey, Sean	11	11B	1111176611	60183792	NH6	OCR	GCSE/9FC	Food Preparation & Nutrition-Orep	5	5.00	1.00	1.00	Y	Y	N	N	Other1	N	5.00
Abbey, Sean	11	11B	1111176611	60181345	RF4	EDEXL/GCSE	GCSE/9FC	Geography A	5	5.00	1.00	1.00	Y	Y	Y	Y	Ebacc1	N	5.00
Abbey, Sean	11	11B	1111176611	60146084	RB1	AQA	GCSE/9FC	Mathematics Tier H	5	5.00	1.00	1.00	Y	Y	Y	Y	Ma	Y	10.00
Acton, Samantha	11	11A	1111168252	60180882	KJ1	AQA	GCSE/9FC	Art & Design (Photography)	5	5.00	1.00	1.00	Y	Y	N	N	N	N	
Acton, Samantha	11	11A	1111168252	60180869	JA2	OCR	GCSE/9FC	Art, Craft and Design	5	5.00	1.00	1.00	Y	Y	N	N	Other2	N	5.00
Acton, Samantha	11	11A	1111168252	60145754	FK2B	OCR	GCSE/9FC	English Language-OCR Rep	5	5.00	1.00	1.00	Y	Y	Y	Y	Other3	N	5.00
Acton, Samantha	11	11A	1111168252	6014872X	FC4	OCR	GCSE/9FC	English Literature	5	5.00	1.00	1.00	Y	Y	Y	Y	En	Y	10.00

Performance Table Report

Full Report

Green Abbey School

Performance Tables Full Report **Age 16-18**

Scope: Filter Applied **National Curriculum Year:Curriculum Year 13**

Student Details				Examination Details					Qualification Details					
Name	YTI	Reg	ULN	QAN	Disc Code	Board	Level	Title	Result	Points	Level 3 Entry	Level 3 Pass	16-18 Cohort	Counted in PI
Able, Cameron	13	G	1111173817	60013552	RA1C	OCR	GCSE/FC	Additional Science A	B	5.50	0.00	0.00		N
Able, Cameron	13	G	1111173817	50046810	JA2	OCR	GCSE/FC	Art & Design	C	4.00	0.00	0.00		Y
Able, Cameron	13	G	1111173817	60145754	FK2B	OCR	GCSE/9FC	English Language-OCR Rep	9	9.00	0.00	0.00		Y
Able, Cameron	13	G	1111173817	6014872X	FC4	OCR	GCSE/9FC	English Literature	6	6.00	0.00	0.00		Y
Able, Cameron	13	G	1111173817	60065503	RF4	OCR	GCSE/FC	Geography A	A*	8.50	0.00	0.00		N
Able, Cameron	13	G	1111173817	5004512X	FKG	OCR	GCSE/FC	German	C	4.00	0.00	0.00		N
Able, Cameron	13	G	1111173817	50044102	NH	OCR	GCSE/FC	Home Econ (Food & Nutrition)	A*	8.50	0.00	0.00		Y
Able, Cameron	13	G	1111173817	60146060	RB1	OCR	GCSE/9FC	Mathematics (Higher Tier)	6	6.00	0.00	0.00		Y
Able, Cameron	13	G	1111173817	60013576	RA1B	OCR	GCSE/FC	Science A	D	3.00	0.00	0.00		N
Ackrington, Robert	13	H	1111173809	60011671	RH3	OCR	GCSE/FC	Biology A	C	4.00	0.00	0.00		N
Ackrington, Robert	13	H	1111173809	60013564	RD1	OCR	GCSE/FC	Chemistry A	A	7.00	0.00	0.00		N
Ackrington, Robert	13	H	1111173809	50045428	EB	OCR	GCSE/FC	Economics	C	4.00	0.00	0.00		N
Ackrington, Robert	13	H	1111173809	60145754	FK2B	OCR	GCSE/9FC	English Language-OCR Rep	8	8.00	0.00	0.00		Y
Ackrington, Robert	13	H	1111173809	6014872X	FC4	OCR	GCSE/9FC	English Literature	6	6.00	0.00	0.00		Y
Ackrington, Robert	13	H	1111173809	50044862	FKF	OCR	GCSE/FC	French	D	3.00	0.00	0.00		N
Ackrington, Robert	13	H	1111173809	60065503	RF4	OCR	GCSE/FC	Geography A	C	4.00	0.00	0.00		N

Further Information

Further information

BTEC basedata is routinely issued without discount codes.

These can be added via the ‘Basedata’ properties.

~~A repeatable patch which uses the QAN mirror tables, imported for the post-16 Learning Aims census, to identify and assign the correct code automatically. **Patch 17395** will be released on SOLUS to facilitate this.~~

Post Webinar Note: This patch has been withdrawn. Please email SchoolTST@buckinghamshire.gov.uk if you wish to enquire about a replacement.

Please return frequently to Schoolsweb for information on any further exam related patches following the upgrade

Further information

Electronic transfer of Candidate Statement of Results.

- SIMS InTouch – Automated
- SIMS Student

Third Party communication tools

– check if the document in the DMS can be sent

Reminders:

- Upgrade to SIMS Summer Release (7.224)
  - Schools who purchase the upgrade Service must arrange a date with School Technical Support Team
  - Schools who have not carried out the SIMS NextGen requirements will not have this released until confirmation of completion.
- Set *Embargo* (Exams and SIMS)
- Import QWS QN and Update Manage Performance Indicators
- Check AO websites for replacement Basedata
- Check Parentpay website for KS4 Assessment Resources
- Check *Exam Performance Co-hort* membership in Exams Organiser

Resources for you……

- Results Day Survival Kit
- Importing and Analysing Exam Results Guide
- Processing Results and Calculating Performance Indicators
- Manually adding QN numbers

- To access these resources you MUST have a PPG Support User Account, please email smb-supportess@parentpay.com using a school email footer, quote your name, school name and DfE number (not centre no!) and you will be provided with details.

THANK YOU

The ICT Schools Team is manned throughout the Summer Holidays
Please do not hesitate to call if you are working and have any problems.

If you have time off – RELAX and enjoy!

01296 383500 Option 1 (Option 3 for upgrades and patch release)

ictschools@buckinghamshire.gov.uk